WARRINGAH COUNCIL

ATTACHMENT BOOKLET

ORDINARY COUNCIL MEETING

TUESDAY 28 APRIL 2015

TABLE OF CONTENTS

Item No	Subject	
6.1	**QUARTERLY BUDGET REVIEW STATEMENT MARCH 2015**	
	Attachment :	Quarterly Budget Review Statements March 2015 2
8.2	**PUBLIC EXHIBITION OF THE DRAFT WARRINGAH DEVELOPMENT CONTRIBUTIONS PLAN 2015**	
	Attachment :	Draft Warringah Development Contributions Plan 2015..... 83
8.3	**ADOPTION OF DRAFT WARRINGAH SECTION 94A DEVELOPMENT CONTRIBUTIONS PLAN 2014 (AMENDMENT 1)**	
	Attachment 1:	Draft Warringah Section 94A Development Contributions Plan 2014 (Amendment 1)..... 110
	Attachment 2:	Summary of Submission..... 139
8.5	**PLANNING PROPOSAL TO REZONE THREE CARPARKS AT: LOT 1/ MCINTOSH ROAD, NARRAWEENA; 9 & 11 LAGOON STREET, NARRABEEN AND 6 COLLAROY STREET, COLLAROY**	
	Attachment 1:	Planning Proposal to Rezone Three Carparks and Map Sheets 140
	Attachment 2:	Council Resolution from Council Meeting held 25 March 2014 215
	Attachment 3:	Gateway Determination from the Department of Planning and Environment 216
	Attachment 4:	Submissions - February 2015..... 220
8.10	**PUBLIC EXHIBITION OF THE DEE WHY SOUTH CATCHMENT FLOODPLAIN RISK MANAGEMENT PLAN**	
	Attachment :	Draft Dee Why South Catchment Floodplain Risk Management Plan..... 222
8.11	**MINUTES OF THE WARRINGAH PITTWATER BUSH FIRE MANAGEMENT COMMITTEE HELD ON 16 SEPTEMBER 2014 AND 2 DECEMBER 2014**	
	Attachment 1:	Rural Fire Service - Warringah Pittwater Bush Fire Management Committee (BFMC) Draft Minutes of the Meeting held 16 September 2014..... 257
	Attachment 2:	Rural Fire Service - Warringah Pittwater Bush Fire Management Committee Meeting (BFMC) Minutes of the Meeting held 2 December 2014..... 265
8.12	**MINUTES OF THE MANLY LAGOON CATCHMENT COORDINATING COMMITTE MEETING HELD ON 29 JANUARY 2015**	
	Attachment :	Manly Lagoon Catchment Coordinating Committee (MLCCC) Minutes of the Meeting held 29 January 2015 271
8.13	**REPORTING OF STRATEGIC REFERENCE GROUP MINUTES**	
	Attachment 1:	Notes of a Meeting of A Connected Environment SRG Meeting held 10 March 2015..... 281
	Attachment 2:	Vibrant Connected Environment SRG Notes of a Meeting held 10 March 2015 288
	Attachment 3:	ECOS SRG Minutes of the Meeting held 10 March 2015..... 294
	Attachment 4:	Open Space and Recreation SRG Minutes of the Meeting held 10 March 2015 300

QUARTERLY BUDGET REVIEW STATEMENT

March 2015

WARRINGAH.NSW.GOV.AU

WARRINGAH COUNCIL

March 2015 Quarterly Report - General Manager's Message

Report by Responsible Accounting Officer

The following statement is made in accordance with Clause 203(2) of the Local Government (General) Regulations 2005.

It is my opinion that the Quarterly Budget Review Statement for Warringah Council for the nine months ended 31 March 2015 indicates that Council's projected financial position at 30 June 2015 will be satisfactory, having regard to the projected estimates of income and expenditure and the original budgeted income and expenditure.

David Walsh
Responsible Accounting Officer, Warringah Council

March 2015 Quarterly Report - General Manager's Message

Financials

Income Statement

	YTD Actual $	YTD Forecast $	YTD Variance $	Annual Budget $	Approved Forecast $	Current Forecast $
Income From Continuing Operations						
Rates and Annual Charges	96,797,534	96,505,551	291,984	96,520,397	96,545,554	96,822,373
User Charges & Fees	36,242,998	35,104,848	1,138,150	45,885,534	47,619,421	48,189,632
Investment Fees and Revenues	2,579,741	2,564,068	15,673	3,325,000	3,344,628	3,358,620
Other Revenues	8,225,713	7,476,639	749,074	10,143,959	10,341,861	10,784,219
Grants and Contributions - Operating Purposes	5,566,017	5,381,811	184,205	7,751,588	7,891,685	7,878,371
Grants and Contributions - Capital Purposes	9,363,190	6,419,706	2,943,484	3,143,391	7,633,821	10,943,886
Gains on disposal of Assets	216,249	223,590	(7,341)	298,120	298,120	264,620
Total Income From Continuing Operations	**158,991,441**	**153,676,213**	**5,315,228**	**167,067,989**	**173,675,089**	**178,241,721**
Expenses From Continuing Operations						
Employee Benefits & Oncosts	(46,756,752)	(47,268,064)	511,312	(62,100,011)	(62,003,961)	(61,430,713)
Borrowing Costs	(806,298)	(792,226)	(14,072)	(1,051,831)	(1,075,336)	(1,099,291)
Materials and Contracts	(44,521,124)	(45,299,115)	777,991	(60,283,200)	(61,726,602)	(61,933,405)
Depreciation and Amortisation	(11,328,427)	(11,363,231)	34,804	(15,721,399)	(15,702,510)	(15,702,510)
Other Expenses	(14,724,411)	(15,291,376)	566,966	(20,636,262)	(20,689,251)	(20,872,120)
Loss on Disposal of Assets						
Share of Interest In Joint Venture	-	-	-	-	-	-
Internal Charges	-	-	-	-	-	-
Overhead Allocation	-	-	-	-	-	-
Total Expenses From Continuing Operations	**(118,137,011)**	**(120,014,013)**	**1,877,001**	**(159,792,702)**	**(161,197,659)**	**(161,038,040)**
Surplus / (Deficit) from Continuing Operations	**40,854,430**	**33,662,201**	**7,192,229**	**7,275,287**	**12,477,430**	**17,203,682**
Surplus / (Deficit) Before Capital Grants & Contribution	**31,491,240**	**27,242,495**	**4,248,746**	**4,131,896**	**4,843,609**	**6,259,796**
Surplus / (Deficit) from Continuing Operations	**40,854,430**	**33,662,201**	**7,192,229**	**7,275,287**	**12,477,430**	**17,203,682**
Rates Yet to be Allocated to Services						
Rates and Charges yet to be allocated to Services	**(20,385,634)**	**(20,385,634)**	**-**			
Surplus/ (Deficit) from Continuing Operations	**20,468,796**	**13,276,567**	**7,192,229**			
Surplus/ (Deficit) before Capital Grants & Contributions	**11,105,607**	**6,856,861**	**4,248,746**			

1

The above Income Statement shows Council's consolidated financial result for the nine months ended 31 March 2015.

The result for the nine months ended 31 March 2015 shows some variations between budgeted and actual results. Comments have been provided by responsible budget managers and the forecasts have been amended where necessary. The reports for the 16 services included in the 2014 Community Strategic Plan are each provided separately.

Forecast Changes

These overall movements are detailed in the table below:

	Annual Budget $	Approved Forecast $	Variance $	Current Forecast $	Variance $
Total Income From Continuing Operations	167,067,989	173,675,089	6,607,100	178,241,721	4,566,633
Total Expenses From Continuing Operations	(159,792,702)	(161,197,659)	(1,404,957)	(161,038,040)	159,619
Surplus / (Deficit) from Continuing Operations	7,275,287	12,477,430	5,202,143	17,203,682	4,726,252
Surplus/ (Deficit) before Capital Grants & Contributions	4,131,896	4,843,609	711,713	6,259,796	1,416,187

The Surplus from Continuing Operations which includes Capital Grants and Contributions is forecast to increase by $4,726,252 to $17,203,682. This increase is principally due to an increase of $2,795,770 in s94A Contributions associated with a number of larger developments and the capital contribution of $2,127,529 for North Curl Curl Sports and Community Centre being transferred to Council.

The significant changes which result in an increase of $4,566,633 in the forecast Income from Continuing Operations are as follows:

- Rates and Annual Charges are forecast to increase by $276,819. This principally relates to increases in residential and business rate revenue and Domestic Waste Management charges principally from supplementary valuation adjustments.
- User Charges & Fees are forecast to increase by $570,211. This principally relates to an increase of fee income within Kimbriki of $572,845 due to improved contractual terms from a number of waste streams, additional Parking Fee income of $145,000 within Compliance and additional Road Restorations income within Roads, Traffic & Waste of $109,355 due to increased works by public utilities. Also, Parks Reserves and Foreshores increased their venue hire income by $26,000 and Community Services is expecting increased community patronage of $13,000. These increases have been partly offset by reduced planning and building fees in Development Assessment of $126,141, reduced income within Children's Services of $83,005 and lower fees from member book holds and events within Information and Libraries of $82,425.
- Investment Fees and Revenues are forecast to increase by $13,992 due to additional interest income within Kimbriki Environmental Enterprises.
- Other Revenues are forecast to increase by $442,358. This is principally due to a greater than anticipated recovery of recyclable materials from landfill within Kimbriki Environmental Enterprises of $322,231, an increase within Information and Library Services of $58,000 for overdue library book fine revenue, an increase within Cultural Services of $52,000 due to additional sponsorships and hiring fees from events and an increase within Corporate Support of $94,128 due to insurance rebates, legal fees recovered and fuel tax credits. These increases have been partly offset by a lower than anticipated Department of Environment & Conservation Levy rebate of $59,400 within Roads, Traffic & Waste, reduced Sporting Club Income within Community Services $13,000 and other minor reductions within Compliance and Parks, Reserves & Foreshores.
- Grants & Contributions – Operating Purposes have been forecast to decrease by $13,314. This principally relates to a decrease in Strategic Planning of $46,500 due to the postponement of a grant associated with the Northern Beaches Hospital Structure Plan and

a decrease of $38,985 within Children's Services for reduced salary grants due to the lower utilisation within Family Day Care offset by an increase of $45,000 in Good Governance relating to the Financial Assistance Grant and other increases totalling $27,171 within Natural Environment, Roads, Traffic and Waste and Information and Library.

- Grants & Contributions – Capital Purposes have been forecast to increase by $3,310,065. This principally relates to increases in Corporate Support of $2,795,770 from s94A contributions associated with a number of larger developments, and the capital contribution of $2,127,529 for North Curl Curl Sports and an increase in Information and Libraries of $7,651 for additional book vote grant. These increases have been offset by reduction of $25,115 within Community Services for the capital contribution for the Manly Warringah Women's Resource Centre project.

The significant changes which result in a decrease of $159,619 in the forecast Expenses from Continuing Operations are as follows:

- Employee Benefits & Oncosts are forecast to decrease by $573,248. This predominantly relates to decrease in training within Corporate Support and decreases arising from staff vacancies within a number of services offset by increases within Compliance and Information and Libraries.
- Borrowing Costs are forecast to increase by $23,955 and principally relates to additional finance leases within Corporate Support and an increase within Kimbriki.
- Materials and Contracts have been forecast to increase by $206,803. The principal increase is within Roads, Traffic and Waste which is forecast to increase by $556,454 due to increased costs in the disposal of domestic waste which have been partially offset by decreases within Corporate Support due to lower legal fees and a reduction within Warringah Aquatic Centre for maintenance costs being redirected to Capital Projects to undertake the purchase of a hoist to enable patrons that require assistance to enter the indoor pool in multiple locations and for the first time, the outdoor pool.
- Other Expenses are forecast to increase by $182,869. This principally relates to an increase in Kimbriki Environmental Enterprises of $666,334 for EPA Levy charges resulting from increased volumes of waste offset by offset by a reduction of $53,072 within Corporate Support due to lower insurance claims and utility costs, a reduction in Mayor and Councillor expenses within Good Governance of $35,300, a reduction of $69,873 within Compliance principally relating to lower Emergency Management Levy, a reduction of $81,853 for contributions to SHOROC within Strategic Planning, reduced street lighting expenses of $100,000 within Roads, Traffic & Waste and other minor reductions within other services.

The Surplus from Continuing Operations before Capital Grants and Contributions for the full financial year is forecast to increase by $1,416,487 to $6,259,796.

At the Council Meeting on 23 September 2014 Council resolved to proceed with the acquisition of 30 Oaks Avenue Dee Why in accordance with the Land acquisition (Just Terms Compensation) Act 1991. In that report it was noted that working capital was required to be utilised to complete this purchase and that should operating surpluses be achieved they should firstly be applied to reinstate working capital levels to ensure sufficient levels are maintained to provide against unforeseen and unbudgeted expenditures. This has now been achieved and Working Capital is available to enable $250,000 to be utilised for previously unfunded projects.

Council has previously identified the following:

- At the Council Meeting on 24 June 2014 – Item 7.4 – Pop Up Skate Events it was resolved that should funds become available an additional $26,000 per annum be allocated for the provision of Pop Up Skate events in both the 2014/15 and 2015/16 Financial Years. ($52,000 over 2 years)
- At the Council Meeting on 26 August 2014 – Item 5.2 – Mayoral Minute No 12/2014 – Community Demand for Housing Options with the Construction of the Northern Beaches Hospital - Frenchs Forest and Forestville it was resolved to identify possible funding sources to allow prize monies to be awarded such as existing operational funding or future unidentified surplus funding allocations.

Capital Works

Expenditure on Capital Works for the nine months ended 31 March 2015 totalled $25,284,622.

	YTD Actual $	YTD Forecast $	Variance $
Total Capital Expenditure	25,284,622	27,742,764	2,458,141

Changes to the forecast details which are included in the individual reports of each of the Services are shown below.

	Annual Budget $	Approved Forecast $	Variance $	Current Forecast $	Variance $
Total Capital Expenditure	40,315,579	38,800,558	1,515,021	38,833,411	(32,853)

Description	$
Changes by Council Resolution during the first quarter:	(4,471,391)
Changes by Council Resolution in the September QBRS:	1,630,344
Changes by Council Resolution during the second quarter:	(1,085,158)
Changes by Council Resolution in the December QBRS:	5,435,226
Changes by Council Resolution during the third quarter:	
Council provide funding toward construction of 120m footpath Albert St to Eric St Freshwater - Item 5.1 - 10 Feb 2015	(24,000)
Council investigate alternative planting in Condamine Street and report back in three months - Item 8.2 - 24 Mar 2015	30,000
	1,515,021
Changes identified in the Proposed Forecast	
Description	**$**
Bringa Womens Centre Renewal	25,115
Brookvale Childrens Centre (LDC) Renewal and Expansion	6,000
Retaining Wall Renewal	43,000
Footpath Renewal	(43,000)
Glen Street Theatre Revitalisation - Stage 2	111,970
IT Infrastructure - Renewals	(168,000)
Library Bookvote	(7,651)
IT Infrastructure - New Works	69,000
IT Software - New Works	34,265
Narrabeen Lagoon	(103,265)
St Matthews Farm - Public Amenities Renewals	55,000
Narrabeen Lagoon Trail	(55,000)
Planned Stormwater Renewal	100,000
Oaks Avenue Stormwater Drainage	(100,000)
Public Amenity Improvement Program - Narrabeen Lakes Sailing	4,773
Renewal works-Community Buildings	(44,278)
WAC renewal project -pool cleaner, security system etc	(15,000)
Kimbriki Capital Works	197,633
Bring forward from 2015/16 Capital Works program:	
Rectification - Forestville Playing Fields	(963,572)
Rollovers to 2015/16 Capital Works program:	
Bringa Womens Centre Renewal	80,000
Construction of Kimbriki Road	121,291
Dee Why - Design & Construction - Traffic and Streetscape	50,000
IT Software - Renewals	157,000
Narrabeen Lagoon	279,000
Nolans Reserve Amenities renewals	42,206
Parking Meter Renewal	20,660
Sports Capital Assistance Program	50,000
Walter Gors Reserve & Shared Walkway Dee Why Pde	20,000
Other Forecast Changes Total	**(32,853)**
Total Net Changes identified in the Proposed Forecast	**(32,853)**
Total Net Changes	**1,482,168**

4

Statement of Financial Position

Budget 30 June 2015 $'000		Actual 31 Mar 2015 $'000	Actual 30 Jun 2014 $'000
	ASSETS		
	Current Assets		
7,492	Cash & Cash Equivalents	19,018	7,265
67,431	Investments	70,186	72,805
6,922	Receivables	29,033	7,548
93	Inventories	82	78
1180	Other	694	1,253
2,861	Non Current Assets Classified as "held for sale"	8,325	8,325
85,979	**Total Current Assets**	127,338	97,274
	Non-Current Assets		
1,800	Investments	0	3,283
515	Receivables	497	519
2,470,116	Infrastructure, Property, Plant & Equipment	2,459,797	2,444,815
0	Investments Accounted for using the equity method	0	977
1,900	Investment Property	1,800	1,800
1,991	Intangible Assets	3,175	2,595
2,476,322	**Total Non-Current Assets**	2,465,269	2,453,989
2,562,301	**TOTAL ASSETS**	**2,592,607**	**2,551,263**
	LIABILITIES		
	Current Liabilities		
13,719	Payables	18,936	17,704
996	Borrow ings	1	9
13,193	Provisions	14,076	12,749
27,908	**Total Current Liabilities**	33,013	30,462
	Non-Current Liabilities		
0	Payables	0	0
8,338	Borrow ings	4	4
18,657	Provisions	18,142	18,674
26,995	**Total Non-Current Liabilities**	18,146	18,678
54,903	**TOTAL LIABILITIES**	**51,159**	**49,140**
2,507,398	**Net Assets**	**2,541,448**	**2,502,123**
	EQUITY		
2,353,123	Retained Earnings	2,388,698	2,349,208
144,312	Revaluation Reserves	144,147	144,312
2,497,435	**Council Equity Interest**	2,532,845	2,493,520
9,963	**Minority Equity Interest**	8,603	8,603
2,507,398	**Total Equity**	**2,541,448**	**2,502,123**

5

Cash Flow

Budget 30 June 2015 $'000		Actual 31 March 2015 $'000	Actual 30 June 2014 $'000
	Cash Flows from Operating Activities		
	Receipts:		
96,520	Rates & Annual Charges	77,234	93,501
45,886	User Charges & Fees	34,321	35,623
3,325	Interest & Investment Revenue Received	2,580	3,616
10,895	Grants & Contributions	14,929	11,092
-	Deposits & Retentions Received	-	2,686
10,144	Other	8,226	11,403
	Payments:		
(61,945)	Employee Benefits & On-Costs	(46,757)	(58,936)
(60,283)	Materials & Contracts	(46,753)	(48,430)
29	Borrowing Costs	(806)	(209)
-	Deposits & Retentions Received	-	(2,346)
(21,258)	Other	(14,724)	(19,761)
23,313	**Net Cash provided (or used in) Operating Activities**	**28,249**	**28,239**
	Cash Flows from Investing Activities		
	Receipts:		
-	Sale of Investment Securities	59,000	117,843
1,948	Sale of Infrastructure, Property, Plant & Equipment	914	2,199
6,448	Sale of Non-current assets classified as "held for resale"	-	-
	Payments:		
-	Purchase of Investment Securities	(67,000)	(113,952)
(40,316)	Purchase of Infrastructure, Property, Plant & Equipment	(25,285)	(30,058)
-	Purchase of Intangibles	(580)	(604)
(31,920)	**Net Cash provided (or used in) Investing Activities**	**(32,951)**	**(24,572)**
	Cash Flows from Financing Activities		
	Receipts:		
9,500	Proceeds from Borrowings & Advances	-	-
	Payments:		
(332)	Repayment of Borrowings & Advances	(8)	(261)
(13)	Repayment of Finance Lease Liabilities		
(394)	Dividends Paid to Minority Interests	-	(452)
8,761	**Net Cash Flow provided (used in) Financing Activities**	**(8)**	**(713)**
154	**Net Increase/(Decrease) in Cash & Cash Equivalents**	**(4,710)**	**2,954**
-	**Net Increase/(Decrease) in Investments**	**664**	**6,943**
76,569	**plus: Cash & Cash Investments at beginning of the year**	93,250	83,353
76,723	**Cash & Investments - end of the year**	**89,204**	**93,250**

6

Capital Budget Statement

Budget 30 June 2015 $'000		Actual 31 Mar 2015 $'000	Actual 30 June 2014 $'000
	Capital Funding		
-	Rates & Other Untied Funding	-	-
3,606	Working Capital	2,849	7,987
17,119	Depreciation	11,939	8,007
1,593	Capital Grants & Contributions	2,567	2,599
	External Restrictions	-	
10,641	- S94	2,690	5,259
2,843	- S94A	2,535	4,101
	Internal Restrictions	-	
2,565	- Loan	-	-
-	- Other	1,020	-
	Income from Sale of Assets	-	-
1,948	- plant and equipment	1,685	2,161
-	- land and buildings	-	-
-	Other	-	-
40,316	**Total Capital Funding**	25,285	30,114
	Capital Expenditure		
4,916	Plant & Equipment	2,995	4,134
785	Office Equipment	348	1,092
-	Furniture & fittings	-	-
-	Operational Land	-	-
-	Community Land	2,000	3,906
1,662	Land improvements	1,535	1,251
15,538	Buildings	4,643	7,330
5,337	Other Structures	5,902	5,349
7,019	Roads, Bridges & Footpaths	4,780	4,861
4,582	Stormw ater Drainage	2,716	1,637
477	Library Books	365	554
-	Other Assets	-	-
40,316	**Total Capital Expenditure**	25,285	30,114

7

Cash & Investments Statement

Budget 30 June 2015 $'000		Actual 31 Mar 2015 $'000	Actual 30 June 2014 $'000
76,723	**Total Cash and Investments**	**89,204**	**83,353**
	Represented by:		
	Externally restricted		
11,929	Developer Contributions	24,491	24,347
19	Specific Purpose Unexpended Grants	363	440
6,542	Domestic Waste Management	5,217	5,951
18,489	**Total Externally Restricted**	**30,071**	**30,738**
	Internally Restricted		
3,000	Deposits, Retentions & Bonds	4,450	4,451
2,355	Employee Leave Entitlement	2,578	2,578
1,419	Insurance Reserve	630	630
625	Compulsory Open Space Acquisition Reserve	-	1,020
2,900	Other	266	266
10,299	**Total Internally Restricted**	**7,924**	**8,945**
28,788	**Total Restricted Cash**	**37,995**	**39,683**
47,935	**Total Unrestricted/ Available Cash**	**51,209**	**43,670**

8

Overall Progress Capital Works and Key Initiatives

Projects Behind Schedule

	Capital Works
!	**Bringa Womens Centre - refurbishment of existing building**
	The recommended contractor to refurbish the existing building and construct a new additional building at the Manly Warringah Women's Resource Centre was approved in February 2015. The building contractor has mobilised to site and construction work has begun. This project was delayed pending confirmation of the Manly Warringah Women's Resource Centre's ongoing operation funding, which has been confirmed, and the project is now scheduled for completion in August 2015.
!	**Narrabeen Lagoon Multi-use Trail**
	The Trail was opened to the public on 25 February 2015 after an official opening ceremony. Construction of the Academy boat shed is continuing, with the substructure currently being installed. Detailed design of the last short stage of the trail along the Academy foreshore is progressing (Stage 2C), however a change in design has meant delays in the delivery of this stage and a requirement for additional funding. Stage 2C is expected to be completed in August 2015.
!	**Nolans Reserve, North Manly - construction of new amenities to replace existing facilities on site**
	Works on the amenities renewals in Nolan's Reserve will be progressed once the District Park Plan of Management has been completed - this is now projected to be mid 2015 and as such the funds for this project are proposed to be pushed into next year's capital works program.
!	**Parking meter - renewals**
	The installation of the contactless credit card solution for Council ticket machines will be reforecast to the 2015/16 financial year as the certification of the solution is not expected to be completed until August 2015.
!	**Street tree replacement program**
	In March 2015 Council resolved to continue to investigate options for planting along Condamine Street, Manly Vale. The budget allocated for this purpose will be carried forward to the 2015/16 financial year at 3rd Quarter Review as completing the design and approval for planting is not possible this financial year. Remaining tree works not associated with Condamine Street will be completed in April 2015.
!	**Tramshed Arts and Community Centre, Narrabeen - building refurbishment**

9

	The project to refurbish the Tramshed Arts and Community Centre is progressing through the design phase with a Development Application for the works now planned to be lodged in April 2015. The commencement of renewal construction works were delayed by the elected Council due to a change in renewal priorities.
	Key Initiatives
!	**Children's Services - complete and maintain Policy, Procedure and Forms available online**
	Children's Services Policies are available online for staff. Staff are also using the tool to collaborate on changes to policies. It is anticipated that parents will be able to review and comment on policies online in mid 2015. This delay is due to the software provider of the tool and feedback has been given to rectify this issue in this calendar year. Family Day Care policies have been converted to online format and are being reviewed by staff.
!	**Develop a Community Centre Marketing and Promotional Strategy**
	This Strategy has been deferred due to the relocation of the community organisations and groups working from the 5 cottages in Howard Avenue Dee Why, in preparation for the Walter Gors Park and the temporary relocation of community organisations from the Tramshed, whilst its redevelopment takes place in 2015. Consequently there is currently little underutilized community space available as we have been able to relocate some of these groups into other Council Community Centres. Following the redevelopment of the Tramshed we will re-assess whether additional marketing and promotional strategies will be required.
!	**Develop Natural Area Asset Management Plan**
	Work is continuing on the Natural Area Asset Plan, currently being developed to help prioritise resource allocation to our natural areas in order to provide the best long-term outcomes. A framework for the plan is being completed along with a data gap analysis which will guide future business planning.
✖	**Host the Warringah Business Expo**
	The Warringah Business Expo (Love my Business) is organized by Warringah Chamber of Commerce and Warringah council in the past has attended. Warringah Chamber of Commerce will not be running this event in 2015, so council will not be participating this year.
!	**Implement online bookings for Parks Reserves and Foreshore venues**
	Evaluation of Facilities and Events Booking System options are still in progress. Following reference checks, site visits will be conducted by the evaluation team.

10

Certification Services

Service Area Financial Results

Service Area Income and Expenditure Budget, Actual Expenditure, and Forecast

Description	Year To Date Actuals $	Year To Date Budget $	YTD Variance $	Annual Original Budget $	Annual Revised Budget $	Annual Current Forecast
INCOME FROM CONTINUING OPERATIONS						
Rates and Annual Charges	590,893	590,893	0	682,356	682,356	682,356
User Charges & Fees	231,110	256,690	(25,581)	469,734	299,734	299,734
Other Revenues	0	0	0	0	0	0
Total Income from Continuing Operations	**822,002**	**847,583**	**(25,581)**	**1,152,090**	**982,090**	**982,090**
EXPENSES FROM CONTINUING OPERATIONS						
Employee Benefits & Oncosts	(344,905)	(473,388)	128,484	(680,455)	(530,455)	(460,455)
Materials and Contracts	(228,243)	(151,923)	(76,320)	(6,564)	(156,564)	(226,564)
Other Expenses	(1,340)	(1,515)	175	(2,020)	(2,020)	(2,020)
Internal Charges	(38,479)	(38,989)	510	(50,686)	(50,686)	(50,686)
Overhead Allocation	(309,267)	(309,267)	0	(412,365)	(412,365)	(412,365)
Total Expenses from Continuing Operations	**(922,235)**	**(975,083)**	**52,848**	**(1,152,090)**	**(1,152,090)**	**(1,152,090)**
Total Surplus (Deficit) from Continuing Operations	**(100,232)**	**(127,500)**	**27,268**	**0**	**(170,000)**	**(170,000)**

Year to Date Actuals and Annual Forecast
The Deficit from Continuing Operations at the end of the third quarter of $100,232 is lower than forecast as a result of lower than anticipated expenses slightly offset by lower income.

The lower Income from Continuing Operations relates to User Charges and Fees and is predominantly the result of reduced certification fees associated with staff vacancies.

Lower Expenses are mostly due to less Employee Benefits and Costs associated with the staff vacancies mentioned above. This is partly offset by higher than expected Materials and Contracts primarily the result of contract labour engaged to assist in addressing these vacancies.

For the full financial year no change to the Deficit from Continuing Operations is expected. Employee Benefits and Costs and Materials and Contracts have been reforecast however to reflect the abovementioned variances.

Key Highlights

The following services were provided:

Certification Services, including:
- Construction certificates – 9 received and 14 determined
- Complying Development Certificates – 1 received and 1 determined

11

- Occupation Certificates – 6 issued
- PCA nominations – 19 received
- PCA inspections – 23 completed
- Building Certificates - 36 received and 42 determined
- Out of hours work permits- 19 issued

Swimming Pool Barriers, including:

- Compliance Certificates- 90 applications received and 36 issued
- Inspections - 136 completed
- Notices and Directions – 112 issued
- Penalty Infringement Notices – 5 issued
- Providing free CPR signs with compliance certificate applications.

Fire Safety, including:

The team continued its proactive fire safety audit program and management of annual fire safety statements including;

- Inspections - 44 completed
- Notices and Orders - 73 issued
- Penalty Infringement Notices – 27 issued

There are currently 2091 annual fire safety statements registered with Council.

Compliance Services

Service Area Financial Results

Service Area Income and Expenditure Budget, Actual Expenditure, and Forecast

Description	Year To Date Actuals $	Year To Date Budget $	YTD Variance $	Annual Original Budget $	Annual Revised Budget $	Annual Current Forecast
INCOME FROM CONTINUING OPERATIONS						
Rates and Annual Charges	2,927,445	2,927,445	0	3,951,934	3,951,934	3,951,934
User Charges & Fees	1,554,539	1,429,445	125,094	1,473,363	1,723,363	1,868,363
Other Revenues	2,017,645	1,989,491	28,154	2,985,100	2,735,100	2,730,100
Total Income from Continuing Operations	**6,499,630**	**6,346,382**	**153,248**	**8,410,397**	**8,410,397**	**8,550,397**
EXPENSES FROM CONTINUING OPERATIONS						
Employee Benefits & Oncosts	(2,671,411)	(2,495,544)	(175,868)	(3,244,243)	(3,244,243)	(3,367,243)
Materials and Contracts	(456,972)	(477,724)	20,752	(653,799)	(653,799)	(580,672)
Other Expenses	(1,777,216)	(1,775,630)	(1,586)	(2,451,635)	(2,391,635)	(2,321,762)
Internal Charges	(276,836)	(277,960)	1,124	(361,348)	(361,348)	(361,348)
Overhead Allocation	(1,274,524)	(1,274,524)	0	(1,699,372)	(1,699,372)	(1,699,372)
Total Expenses from Continuing Operations	**(6,456,959)**	**(6,301,382)**	**(155,577)**	**(8,410,397)**	**(8,350,397)**	**(8,330,397)**
Total Surplus (Deficit) from Continuing Operations	**42,671**	**45,000**	**(2,329)**	**(0)**	**60,000**	**220,000**

Year to Date Actuals and Annual Forecast
The Surplus from Continuing Operations at the end of the third quarter of $42,671 is tracking closely to forecast.

The higher Income from Continuing Operations is principally due to higher User Charges & Fees from increased parking meter income. Other Revenues are higher than expected as a result of more parking and fire related fine income, somewhat offset by less than expected health and building related fine income.
Expenses from Continuing Operations are above forecast mostly as a result of higher Employee Benefits and Oncosts due to staff redundancies and the use of casual staff. These have been slightly offset by lower Materials and Contracts due to the cancellation of the "Dogs Big Day Out" event in August and also due to the timing on expenditure for contract services.

For the full financial year a Surplus from Continuing Operations of $220,000 is now anticipated. Income from Continuing Operations is expected to increase by $140,000. User Charges & Fees are forecast to increase by $145,000 reflecting increases in parking meter income. Other Revenues are forecast to decrease by $5,000 due to the trends mentioned above in fine related income. Expenses from Continuing Operations are forecast to decrease by $20,000. This is comprised of an increase in Employee Benefits and Oncosts of $123,000 offset by reductions in both Materials and Contracts of $73,127 and Other Expenses of $69,873.

Key Highlights

The team remains on target with its mandatory food inspection program having completed 192 planned inspections (551 year to date).

Significant activity was also undertaken to follow up on non-compliance, with 15 improvement notices and 26 penalty infringements issued and 55 food premises re-inspections undertaken.

Regulatory Compliance
During the past quarter, Regulatory Compliance has responded to community requests for assistance with parking enforcement, dumped rubbish, companion animals, unauthorised works, tree removal and pollution incidents. In addition to customer requests, Rangers are continually patrolling Warringah identifying issues that require Councils attention.

Environmental Investigations
During the past quarter, Environmental Investigations has responded to community requests relating to pollution incidents (air, noise, water and land), drainage matters, waste-water systems and animal management.

A Section 68 of the Local Government Act Activities Approval process has been completed and implemented by the Environmental Investigations Team.

Building Investigations
During the past quarter, Building Investigations has continued to respond to community requests relating to unauthorised building work and land uses.

Children's Services

Service Area Financial Results

Service Area Income and Expenditure Budget, Actual Expenditure, and Forecast

Description	Year To Date Actuals $	Year To Date Budget $	YTD Variance $	Annual Original Budget $	Annual Revised Budget $	Annual Current Forecast
INCOME FROM CONTINUING OPERATIONS						
Rates and Annual Charges	1,641,885	1,641,885	0	1,913,995	1,913,995	1,913,995
User Charges & Fees	5,062,282	5,187,994	(125,712)	6,967,967	6,988,491	6,905,486
Other Revenues	16,984	11,000	5,984	17,000	17,000	17,000
Grants and Contributions - Operating Purposes	523,720	556,424	(32,704)	621,159	791,191	752,206
Total Income from Continuing Operations	**7,244,871**	**7,397,302**	**(152,431)**	**9,520,121**	**9,710,677**	**9,588,687**
EXPENSES FROM CONTINUING OPERATIONS						
Employee Benefits & Oncosts	(4,646,682)	(5,042,271)	395,589	(6,554,584)	(6,574,472)	(6,356,466)
Materials and Contracts	(1,157,149)	(1,092,226)	(64,923)	(1,285,949)	(1,456,619)	(1,552,634)
Other Expenses	(39,420)	(42,290)	2,870	(55,231)	(55,231)	(55,231)
Internal Charges	(102,349)	(106,654)	4,305	(139,211)	(139,211)	(139,211)
Overhead Allocation	(1,113,862)	(1,113,862)	0	(1,485,145)	(1,485,145)	(1,485,145)
Total Expenses from Continuing Operations	**(7,059,462)**	**(7,397,302)**	**337,840**	**(9,520,121)**	**(9,710,677)**	**(9,588,687)**
Total Surplus (Deficit) from Continuing Operations	**185,409**	**(0)**	**185,409**	**(0)**	**(0)**	**0**

Year to Date Actuals and Annual Forecast
At the end of March a Surplus from Continuing Operations of $185,409 has resulted principally due to lower than anticipated expenses which have been partially offset by lower income.

The lower Income from Continuing Operations is mostly due to lower User Fees and Charges related to the delayed opening of the expanded Brookvale Children's Centre which has had a flow on effect to Brookvale Occasional Care. Additionally, income from Family Day Care is also tracking below forecast due to lower utilisation. Grants and Contributions – Operating Purposes are slighly lower than forecast as a direct result of the lower Family Day Care utilisation.

The lower Expenses from Continuing Operations principally relates to lower Employee Benefits and Oncosts as a result of the delayed opening noted above as well as staff vacancies across the service, particularly Belrose and Brookvale Children's Centre which has required the use of additional casual staff, the majority being Agency Personnel which accounts for the increase in Materials and Contracts.

For the full financial year there is no anticipated change in the overall Result from Continuing Operations. However, Income is forecast to decrease by $121,990. This is made up of decreases in User Charges and Fees and Grants and Contributions – Operating Purposes for the reasons mentioned above. This decrease in income is offset in full by a forecast decrease in expenses. This is comprised of a decrease in Employee Benefits and

Costs and an increase in Materials & Contracts expenditure as noted above.

Key Highlights

Children's Services have had a busy beginning to the year:

- Warringah Children's Services successfully applied for a professional development grant for staff/educators to increase knowledge and professional growth which has seen many staff attend a variety of professional development experiences
- Educators attended the first Warringah Council conference - "A Springboard of Inspiration". The conference was well attended with the Educators feeling inspired to continue their professional growth. There have also been a high number of Educators attend a vast amount of professional development in the past month including leadership, a Master-class with Ursla Kolbe, a seminar on nature pedagogy with Claire Warden, Munch and Move, Yoga for children, and Child Safe Workplaces
- Vacation Care have been notified of their Assessment and Rating visit during the Autumn holidays
- Additional families were supported with funding approval received for children with diagnosed delays
- The service, in consultation with the Bicultural Support Pool, has organised a training session for educators 'Practical Inclusion in Family Day Care' - introducing a multicultural perspective into the service
- Belrose Children's Centre recently applied for and received an approval for increasing the centre capacity to 62 which will help with the community demand for positions in the 3-5's room
- There have also been a number of events that the services have celebrated in the past month including Holi day which is the Indian festival of colours and Carnival which is a Brazilian festival
- Belrose and Narrabeen Children's centre installed a shade structure in the playground to increase the use of the playgrounds during summer

Overall Progress Capital Works and Key Initiatives

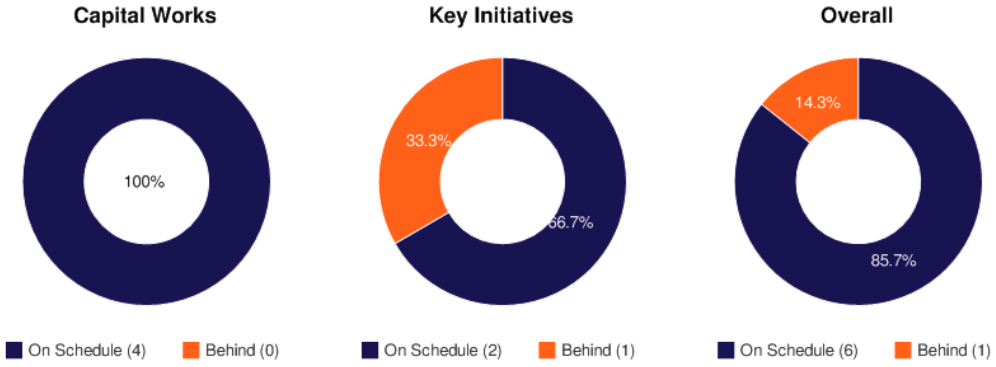

Service Area Programs

Key: On track Completed Not proceeding Will not be delivered by 30 June

Program - Quality Care

	Capital Works	Year To Date Actuals	Year To Date Budget	Annual Original Budget	Annual Revised Budget
✓	**Belrose Children's Centre Building Upgrade**	$204,181	$180,746	$0	$180,746

	This project, completed in October 2014, delivered a new meeting room for staff and parents, an upgrade to the existing administration office and a new staffroom within the Belrose Children's Centre. Unspent funds from 2013/14 were carried forward into this financial year to complete this project.				
✓	**Belrose Children's Centre Playground**	$55,013	$52,415	$0	$52,415
	The project to renew and improve the children's playground area in the Belrose Children's Centre which commenced in the last financial year was successfully completed in August 2014. This project has delivered a more interactive playground for the centre's children.				
✓	**Brookvale Children's Centre - renewal and expansion of existing building and bathrooms**	$31,649	$37,649	$0	$37,649
	This project, which rolled over from the 2013/14 capital program, relates to additional required works identified by Children Services to augment the newly updated and extended Brookvale Long Day Care Centre. These works have been successfully delivered and the project is now complete				
✓	**Children's centres - amenities and playground refurbishments**	$41,762	$45,000	$45,000	$45,000
	The minor refurbishment works to the Narrabeen Children's Centre have been successfully completed.				
	Total Capital Expenditure	**$332,605**	**$315,810**	**$45,000**	**$315,810**

	Key Initiatives
!	**Children's Services - complete and maintain Policy, Procedure and Forms available online**
	Children's Services Policies are available online for staff. Staff are also using the tool to collaborate on changes to policies. It is anticipated that parents will be able to review and comment on policies online in mid 2015. This delay is due to the software provider of the tool and feedback has been given to rectify this issue in this calendar year. Family Day Care policies have been converted to online format and are being reviewed by staff.
→	**Children's Services - cater for children from diverse and socio-disadvantaged backgrounds**
	Additional funding is enabling 21 children to receive early childhood education in long day care and family day care services. As the year progresses new children have been identified as requiring extra support and integration support funding has now been granted for six children. An additional 13 families are receiving support from government and other organisations so parents can work, train or attend courses.
→	**Children's Services - implement the new National Quality Framework standards**

17

Services adhere to the National Quality Framework and meet the standards for the Assessment and Rating visit:

- Vacation care have been notified of their Assessment and Rating visit during the Autumn holidays

National Quality Framework updates:

- Quality Improvement Plans have been updated and the Harbord plan was submitted to Department of Education and Communities
- Educators attended the Warringah Council conference - "A Springboard of Inspiration". There have also been a high number of Educators attend a vast amount of professional development in the past month including leadership, a Master-class with Ursla Kolbe, a seminar on nature pedagogy with Claire Warden and Munch and Move, Yoga for children, Child Safe Workplaces

Inclusion Support and Community:

- Additional families were sent paperwork to commence the process for inclusion at the service during the Autumn holidays
- Flexible support funding approval received for child with global delay in the 2-3's room
- Afternoon tea held for those children and their families who left the centre at the end of 2014 to attend school in 2015
- The service in consultation with the Bicultural Support Pool has organised a training session for educators 'Practical Inclusion in Family Day Care' - introducing a multicultural perspective into the service

Service Achievements:

- Belrose Children's Centre recently applied for and received an approval for increasing the centre capacity to 62 which will help with the community demand for positions in the 3-5's room

Upgrades to Children's Services:

- Belrose and Narrabeen Children's centre installed a shade structure in the playground to increase the use of the playgrounds during summer

Community Services

Service Area Financial Results

Service Area Income and Expenditure Budget, Actual Expenditure, and Forecast

Description	Year To Date Actuals $	Year To Date Budget $	YTD Variance $	Annual Original Budget $	Annual Revised Budget $	Annual Current Forecast
INCOME FROM CONTINUING OPERATIONS						
Rates and Annual Charges	4,226,060	4,226,060	0	4,904,131	4,904,131	4,904,131
User Charges & Fees	886,672	856,957	29,715	1,112,108	1,112,108	1,124,950
Other Revenues	46,884	44,176	2,708	57,973	57,973	45,131
Grants and Contributions - Operating Purposes	98,826	96,410	2,416	127,397	127,397	127,397
Grants and Contributions - Capital Purposes	515,000	0	515,000	25,115	540,115	515,000
Total Income from Continuing Operations	**5,773,441**	**5,223,602**	**549,839**	**6,226,723**	**6,741,723**	**6,716,608**
EXPENSES FROM CONTINUING OPERATIONS						
Employee Benefits & Oncosts	(2,501,771)	(2,420,060)	(81,711)	(3,064,119)	(3,078,810)	(3,104,070)
Materials and Contracts	(484,843)	(555,019)	70,176	(795,485)	(740,190)	(709,299)
Depreciation and Amortisation	(273,258)	(273,258)	0	(364,011)	(364,011)	(364,011)
Other Expenses	(278,241)	(293,040)	14,799	(319,061)	(319,061)	(291,430)
Internal Charges	(85,258)	(81,315)	(3,943)	(105,097)	(105,097)	(105,097)
Overhead Allocation	(1,184,208)	(1,184,208)	0	(1,578,951)	(1,578,951)	(1,578,951)
Total Expenses from Continuing Operations	**(4,807,579)**	**(4,806,899)**	**(680)**	**(6,226,724)**	**(6,186,119)**	**(6,152,857)**
Total Surplus (Deficit) from Continuing Operations	**965,862**	**416,703**	**549,159**	**(1)**	**555,604**	**563,751**

Year to Date Actuals and Annual Forecast

A Surplus from Continuing Operations of $965,862 has been recorded to the end of the third quarter due to higher than anticipated income.

Income from Continuing Operations is $549,159 higher than forecast. This is due to higher Grants and Contributions – Capital Purposes of $515,000 which is a timing difference related to the capital contribution for the Manly Warringah Women's Resource Centre and higher User Charges & Fees, Other Revenues and Grants and Contributions – Operating Purposes due to a range of factors including an increase in hire income from Community Centres, community groups paying to advertise in the Community Centres Course and Activities brochure, storage and the Forestville Community Arts Centre exhibition raffle.

Expenses from Continuing Operations are $680 higher than forecast. This is due to higher Employee Benefits & Oncosts of $81,711 as a result of Beach Services incurring additional employee costs at North Curl Curl Rock Pool and Birdwood Park, consistent with the risk profiles and Community Development using internal casual staff instead of external contractors for the Multicultural Strategy and the KALOF (Youth App) project. This has been offset by lower Materials and Contract costs due largely to the timing of works on the North Curl Curl Community Centre and the Warringah Creative Space and lower Other Expenses. 19

For the full financial year the Surplus from Continuing Operations is forecast to increase by $8,147 to $563,761.

Expenses from Continuing Operations are forecast to decrease by $33,262 with decreases in Material and Contract costs of $30,891 and Other Expenses of $27,631 partially offset by an increase in Employee Benefits & Oncosts of $25,260. Income from Continuing Operations is forecast to decrease by $25,115 with decreases in Grants and Contributions – Capital Purposes of $25,115 and Other Revenues of $12,842 offset by an increase in User Charges and Fees of $12,842.

Key Highlights

Community Development
In addition to our representation with NSW Government Departments and local agencies we are now representing SHOROC on the Mana Allawah Project Management Group. This group was established by NSW Family and Community Services to look into local Aboriginal issues.

Successful initiatives included our 'How to write a winning grant' workshop was a winner with both Council staff and the 85 external attendees, working with Brookvale TAFE to present to new migrant groups, and the Live Life Get Active fitness camp at Warringah Recreation Centre which continued to grow in membership.

On Australia Day Eve (25 January 2015) Council staff participated in a cricket game between members of the Tibetan community to promote exercise, integration and goodwill. More than 50 people came to witness this community spectacle and were treated to a talented Tibetan cricket team, traditional performances and delicious Tibetan food cooked by locals.

The Culturally Diverse Strategy held final community group consultation with the local French, Brazilian, Indigenous and Pacific Islander communities. We are now collating information from our research and consultation, identifying issues and recommendation's which will formulate the Strategy.

Youth Services
Staff attended the Australian Youth Climate Coalition (AYCC) environmental conference. This conference was funded from our Community Development Program.

We continue to be active in ongoing programs supporting the healthy development and involvement of youth in the community. We are also providing parents with skills to gain confidence in developing their relationships with young people.

Our Cyber Safety workshops continue to draw good attendance with 40 parents attending the session at Cromer Public School and 60 parents attending the session at Mackellar Girls High. Northern Composure Band Competition 2015 kicked off with Heats 1 and 2 – drawing a total of 260 patrons.

This term's Discobility for young people 12- 24 years with special needs had the theme 'Fluro'.These events operate once per school term and provide a valuable social outlet for these young people.

A summer skate series was run with four events on Friday evenings throughout January at the Curl Curl Netball Courts. These were extremely popular and successful with the overall attendance of 1400. This was a collaborative community event with Skater HQ supplying the mobile ramps and skate instructors, a DJ and MC, the Library caravan 'Marilyn' on-site providing Wi-Fi, the Northern Beaches Roller Girls doing demos, helping out and selling cupcakes and ice blocks and the scouts providing the BBQ.

Arts & Culture
The Creative Space is still buzzing having had six really great exhibitions over the past three months. It is pleasing that this gallery space is now booked out for the remainder of the Calendar year – with a waiting list!

The Friends of the Creative Space Advisory Group have meet twice this year discussing ways to activate the Space, supporting local artists plus planning future Artists Talks. Artist Talk No1' "How to have an exhibition at 20

Warringah Creative Space", having just recently been successfully held with 25 attending.

Through a comprehensive Expression of Interest process for the Artists in Residency program at the Creative Space, 6 Artists have commenced their 6 month residency.

Aged and Disability Services
Over 2,500 Seniors Week 2015 Programs were circulated to residents either by hard copy or electronically. Over 60 activities were held in March celebrating this years theme of 'Be Inspired' with the Launch coinciding with the opening of the Red Earth Blue Sea exhibition.

For over a week approximately 200 people attended the Creative Space where they saw a mix of photos and information including a documentary of seniors from Brewarrina, as well as information and photographs from anthropologist Dr Ruth Fink Latukefu, photographer Mervyn Bishop, singer Col Hardy, the Bush to Beach Program, the Warringah/Bre Youth exchange and the Manly Warringah Pittwater Aboriginal Support Group.

We were successful in obtaining $18,000 from the Creative Liveable Communities Grants Program. Partnership with our local disability organization 'Fighting Chance' will allow for support and education around providing employment opportunities for people with disability.

Our Disability Cooking Classes held at the local TAFE college have seen 12 participants learning cooking skills that will assist them to live more independently.

Beach Services
Between January and March there were over 1.8m visitors to Warringah beaches. Our Lifeguards performed 119,671 preventative actions, 515 rescues, 5,783 regulatory activities and there were 1,886 people needing first aid. All figures are an increase in the same period last year.

Community Centres
The 2015 Community Centre's courses and activities program commenced in January.

Children who are currently attending our Vacation Care programs at the Forestville Youth Centre will be enjoying the recently completed extended playground.

At the February 're-opening' of the Brookvale Community Centre three local community groups - Manly Community Centre's Settlement Group Program, SMS Lighthouse and Relationships Australia celebrated their new premises with the local community, clients and volunteers.

Final drawings have been received for the Tramshed redevelopment with the date for commencement of works now 1 October 2015.

We received 356 Webserver booking enquiries which was an increase on the same period last year, 311 Casual Bookings (includes functions and meetings) were held in addition to the 354 regular hirers at 30 Community Centres, also an increase from last year.

Overall Progress Capital Works and Key Initiatives

Service Area Programs

Key: On track Completed Not proceeding Will not be delivered by 30 June

Program - Beach Management and Safety

	Capital Works	Year To Date Actuals	Year To Date Budget	Annual Original Budget	Annual Revised Budget
✓	**Dee Why Beach Viewing Tower**	$21,025	$22,882	$0	$22,882
	The Dee Why Beach Lifeguard Viewing tower project, which rolled over from the 2013/14 capital program, is now fully operational and the project is complete				
→	**Replacement of beach services equipment**	$52,504	$31,783	$66,500	$71,353
	Expenditure is ahead of projected forecast for March, but remains on target to the annual forecast.. A condition audit report completed on Beach Services plant in March identified the following replacement plant to be replaced: Four (4) defibrillator at a total cost of $11,200 each One (1) quad bike (ATV) at a cost of $11,000; and The plant listed above has been ordered with expected delivery by June 2015. In addition four (4) recue boards were ordered at a total cost of $7200 with delivery expected in August 2015.				
	Total Capital Expenditure	**$73,529**	**$54,665**	**$66,500**	**$94,235**

	Key Initiatives
✓	**Review Beach Services Operational Manual**
	Operations Manual review completed in preparation for the 2014/15 Beach Season

Program - Community Connections

	Capital Works	Year To Date Actuals	Year To Date Budget	Annual Original Budget	Annual Revised Budget

22

!	**Tramshed Arts and Community Centre, Narrabeen - building refurbishment**	$38,341	$51,962	$264,050	$183,331
	The project to refurbish the Tramshed Arts and Community Centre is progressing through the design phase with a Development Application for the works now planned to be lodged in April 2015. The commencement of renewal construction works were delayed by the elected Council due to a change in renewal priorities.				
	Total Capital Expenditure	**$38,341**	**$51,962**	**$264,050**	**$183,331**

Program - Cultural Vitality and Creativity

	Key Initiatives
✓	**Assist in the delivery of the Northern Beaches Regional Ageing Strategy**
	Warringah's feedback provided to the NSW Department of Education and Communities for inclusion in the Draft Northern Beaches Regional Ageing Strategy.
→	**Deliver community activities and celebrations**
	Our Youth Team facilitated our regular Cyber Safety workshops with 40 parents attending the sessions at Cromer Public School and 60 parents attending the session at Makellar Girls High. The Northern Composure 2015 band competition kicked off with Heats 1 and 2 - drawing a total of 260 patrons. Seniors Week 2015 was launched at the opening of the Red Earth Blue Sea Exhibition. This exhibition was open from 14 March - 22 March. Approximately 200 people attended the Creative Space throughout the week. This exhibition included a documentary of seniors from Brewarrina, as well as information and photographs from anthropologist Dr Ruth Fang Latukefu, photographer Mervyn Bishop, singer Col Hardy, the Bush to Beach Program, the Warringah/Bre Youth Exchange and the Manly Warringah Pittwater Aboriginal Support Group. The exhibition also included presenters throughout the week. NITV filmed a segment for their news broadcast, featuring the exhibition and links between Warringah and Brewarrinna.
→	**Deliver Sister City event**
	Six participants for this year's Youth Exchange with our Sister City Brewarrina have been selected from a record number of applications. The farewell reception was held on 31 March and some of last year's Youth Ambassadors attended to pass on experiences from their trip to Bre.
✓	**Implement the Cultural Plan**
	'Creative Warringah' (Cultural Strategy) Work Plan implemented for Council's Arts and Cultural Development Officer
✓	**Maintain Artist in Residency and Affordable Studios program of work**
	Kimbriki Artist in Residence to commence early September. The 4 Artists in Residence in their second month of residency at the Warringah Creative Space enjoying working and planning workshops and exhibitions.

Program - Social Inclusion and Independence

	Capital Works	**Year To Date Actuals**	**Year To Date Budget**	**Annual Original Budget**	**Annual Revised Budget**

23

	Bringa Womens Centre - refurbishment of existing building	$47,317	$9,376	$175,115	$690,115
	The recommended contractor to refurbish the existing building and construct a new additional building at the Manly Warringah Women's Resource Centre was approved in February 2015. The building contractor has mobilised to site and construction work has begun. This project was delayed pending confirmation of the Manly Warringah Women's Resource Centre's ongoing operation funding, which has been confirmed, and the project is now scheduled for completion in August 2015.				
	Total Capital Expenditure	**$47,317**	**$9,376**	**$175,115**	**$690,115**

	Key Initiatives
	Deliver Youth Website and Application
	The Youth Street Team successfully launched the Youth App and Website named 'KALOF' (Keep a Look Out For) on Saturday 13 December with events held at Dee Why Beach, Manly Corso and the Band night at YOYOs.
	Develop a Community Centre Marketing and Promotional Strategy
	This Strategy has been deferred due to the relocation of the community organisations and groups working from the 5 cottages in Howard Avenue Dee Why, in preparation for the Walter Gors Park and the temporary relocation of community organisations from the Tramshed, whilst its redevelopment takes place in 2015. Consequently there is currently little underutilized community space available as we have been able to relocate some of these groups into other Council Community Centres. Following the redevelopment of the Tramshed we will re-assess whether additional marketing and promotional strategies will be required.
	Develop a Multi-Cultural Strategy - 'Diverse Warringah'
	Information from research and the recently held community consultation is being collated. From this documentation identified issues and recommendation will formulate the Culturally Diverse Warringah Strategy.
	Implement the Ageing Strategy
	'Living Well Warringah' (Council's Ageing Strategy) 5 year Work Plan implemented for Council's Healthy Ageing Development Officer
	Implement the Youth Strategy
	Youth Strategy 5 year Work Plans implemented for the Youth Services Team
	Participate in the development of the Northern Beaches Regional Youth Strategy
	Draft Northern Beaches Regional Youth Strategy completed by Warringah and forwarded to the Department of Family and Children's Service's to integrate into broader NSW Strategy

Cultural Services

Service Area Financial Results

Service Area Income and Expenditure Budget, Actual Expenditure, and Forecast

Description	Year To Date Actuals $	Year To Date Budget $	YTD Variance $	Annual Original Budget $	Annual Revised Budget $	Annual Current Forecast
INCOME FROM CONTINUING OPERATIONS						
Rates and Annual Charges	1,030,271	1,030,271	0	1,307,038	1,307,041	1,307,041
User Charges & Fees	0	2,045	(2,045)	7,045	7,045	0
Other Revenues	102,103	50,000	52,103	50,000	50,000	101,605
Total Income from Continuing Operations	**1,132,374**	**1,082,317**	**50,058**	**1,364,083**	**1,364,087**	**1,408,646**
EXPENSES FROM CONTINUING OPERATIONS						
Employee Benefits & Oncosts	(391,349)	(359,673)	(31,677)	(515,090)	(505,091)	(452,229)
Materials and Contracts	(387,746)	(437,579)	49,832	(474,504)	(491,504)	(425,856)
Other Expenses	(64,133)	(92,273)	28,140	(88,470)	(108,470)	(76,280)
Internal Charges	(7,750)	(4,245)	(3,506)	(14,616)	(7,616)	(7,616)
Overhead Allocation	(203,546)	(203,546)	0	(271,403)	(271,403)	(271,403)
Total Expenses from Continuing Operations	**(1,054,525)**	**(1,097,315)**	**42,790**	**(1,364,083)**	**(1,384,084)**	**(1,233,385)**
Total Surplus (Deficit) from Continuing Operations	**77,849**	**(14,998)**	**92,847**	**(0)**	**(19,997)**	**175,261**

Year to Date Actuals and Annual Forecast
The forecast from Continuing Operations at the end of the third quarter of $77,849 is higher than forecast due to both higher than anticipated income and lower than anticipated expenditure.

Income from Continuing Operations is higher than forecast largely due to higher Other Revenues including sponsorships and hiring fees from cultural events. Expenses from Continuing Operations are lower than forecast due to lower Material and Contract costs and Other Expenses which has been partially offset by higher Employee Benefits & Oncosts which principally resulted from the use of additional casuals to support service delivery at events.

For the full financial year a Surplus from Continuing Operations of $175,261 is now anticipated. Income from Continuing Operations is forecast to increase by $44,560 for the reasons noted above. Expenses from Continuing Operations are forecast to decrease by $150,699 with Employee Benefits & Oncosts decreasing by $52,861 due to staff vacancies that will not be filled this financial year, Materials and Contracts decreasing by $65,648 and Other Expenses decreasing by $32,190 due to the rationalisation of some event projects.

Key Highlights

A number of events were were delivered including three citizenship ceremonies that saw more than 250 Warringah residents become new citizens. 25

The Australia Day Big Breakfast event included iconic activities such as thong throwing and camel rides and attracted over 20,000 people that primarily came from the local area to the various locations at Dee Why, Narrabeen, the Warringah Aquatic Centre and Glen Street Theatre.

The opening event of the Narrabeen Lagoon Multi-use Trail heralded the completion of this major Council project which has been popularly supported by the community.

We also facilitated a number of community events such as the National Servicemen's Association (Northern Beaches) ceremony at the Dee Why cenotaph, Freshwater Surf Club's Dukes Day festival and Council's Environmental Education event, Water Wonderland at Dee Why Beach that attracted over 5,000 families.

Overall Progress Capital Works and Key Initiatives

Capital Works

Nil

Key Initiatives

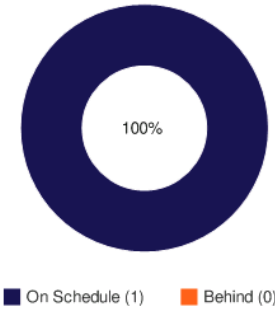

Overall

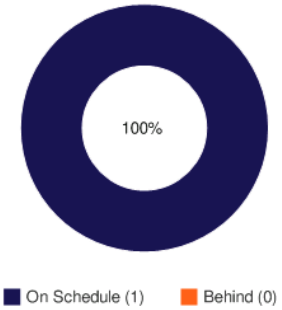

Service Area Programs

Key: On track Completed Not proceeding Will not be delivered by 30 June

Program - Community Festivals

	Key Initiatives
	Deliver community activities and celebrations
	The events team has this quarter delivered the Australia Day celebrations, opening of the Narrabeen Lagoon Trail and Forestville War Memorial Trail Opening. Significant planning has gone into the planning for ANZAC Day.

26

Development Assessment

Service Area Financial Results

Service Area Income and Expenditure Budget, Actual Expenditure, and Forecast

Description	Year To Date Actuals $	Year To Date Budget $	YTD Variance $	Annual Original Budget $	Annual Revised Budget $	Annual Current Forecast
INCOME FROM CONTINUING OPERATIONS						
Rates and Annual Charges	2,792,075	2,792,075	0	3,579,923	3,579,923	3,579,923
User Charges & Fees	1,551,212	1,698,820	(147,608)	2,089,275	2,326,185	2,200,044
Total Income from Continuing Operations	**4,343,287**	**4,490,895**	**(147,608)**	**5,669,197**	**5,906,108**	**5,779,966**
EXPENSES FROM CONTINUING OPERATIONS						
Employee Benefits & Oncosts	(2,607,247)	(2,676,726)	69,478	(3,458,175)	(3,508,175)	(3,408,175)
Materials and Contracts	(143,646)	(139,298)	(4,348)	(132,398)	(172,398)	(172,257)
Other Expenses	(60,818)	(61,178)	360	(81,545)	(81,545)	(81,545)
Internal Charges	(225,009)	(227,978)	2,970	(296,372)	(296,372)	(296,372)
Overhead Allocation	(1,275,532)	(1,275,532)	0	(1,700,707)	(1,700,707)	(1,700,707)
Total Expenses from Continuing Operations	**(4,312,252)**	**(4,380,712)**	**68,461**	**(5,669,197)**	**(5,759,197)**	**(5,659,056)**
Total Surplus (Deficit) from Continuing Operations	**31,036**	**110,183**	**(79,147)**	**(0)**	**146,910**	**120,910**

Year to Date Actuals and Annual Forecast
The Surplus from Continuing Operations at the end of the third quarter of $31,036 is tracking below forecast principally due to lower than anticipated income somewhat offset by lower expenses.

The lower Income from Continuing Operations is related to lower than anticipated income for development related applications as a downturn in activity was experienced during the quarter.
Lower Expenses from Continuing Operations are largely due to savings in Employee Benefits and costs due to staff vacancies and the recent service review.
For the full financial year a Surplus from Continuing Operations of $120,910 is now anticipated. Income from Continuing Operations is anticipated to decrease by $126,142 for the reasons noted above. This has been partially offset by an anticipated decrease in Expenses from Continuing Operations of $100,141 which relates to less Employee Benefits and Oncosts.

Key Highlights

Fast Facts on Development Applications

- 323 applications were received, including DA's, Mods and Reviews
- 395 applications were determined, including DA's, Mods and Reviews

Determination of Applications
The majority of applications were determined under delegation by our staff.

The Warringah Development Assessment Panel (WDAP), the Joint Regional Planning Panel (JRPP) and the

Land and Environment Court determined less than 3% of applications.

The value of approved Development Applications in this quarter was $122,373,082, which is less than the previous quarter of $193,166,058 which is largely due to no large applications being submitted

The average processing time for a Development Application was 54 days which has decreased slightly since last quarter due to a lower number of submitted applications and resourcing remaining constant.

DEVELOPMENT COMPLIANCE

Fast Facts on Illegal Building and Use Matters

- 293 complaints regarding alleged unauthorized building works or land uses were received
- 402 complaints regarding alleged unauthorized building works or land uses were completed

In this quarter there has been a significant increase in the number of complaints received, however more complaints have been closed in this period than ever before.

Overall Progress Capital Works and Key Initiatives

Capital Works

Nil

Key Initiatives

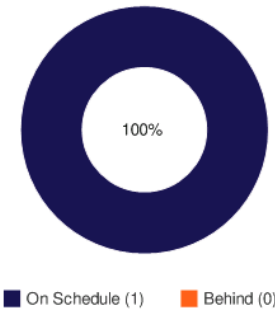

Overall

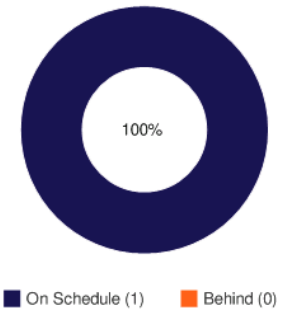

Service Area Programs

Key: On track Completed Not proceeding Will not be delivered by 30 June

Program - Development Assessment

	Key Initiatives
	Deliver online functionality for lodgement of development applications
	The on-line Lodgement of Development Applications (LODGE) project has been on hold while we wait to secure some consulting time from ICON. The required upgrade to version 9.1 has occurred so configuration can now be commenced.

28

Glen Street Theatre

Service Area Financial Results

Service Area Income and Expenditure Budget, Actual Expenditure, and Forecast

Description	Year To Date Actuals $	Year To Date Budget $	YTD Variance $	Annual Original Budget $	Annual Revised Budget $	Annual Current Forecast
INCOME FROM CONTINUING OPERATIONS						
Rates and Annual Charges	1,034,425	1,034,425	(0)	1,274,764	1,274,764	1,274,764
User Charges & Fees	906,862	897,216	9,646	1,265,216	1,265,216	1,265,216
Investment Fees and Revenues	7,347	0	7,347	0	0	0
Other Revenues	319,944	253,975	65,969	349,500	349,500	349,500
Grants and Contributions - Operating Purposes	1,003	0	1,003	0	0	0
Total Income from Continuing Operations	**2,269,581**	**2,185,616**	**83,965**	**2,889,480**	**2,889,480**	**2,889,480**
EXPENSES FROM CONTINUING OPERATIONS						
Employee Benefits & Oncosts	(844,641)	(721,014)	(123,627)	(937,380)	(937,380)	(997,380)
Materials and Contracts	(734,320)	(748,987)	14,667	(998,649)	(998,649)	(998,649)
Depreciation and Amortisation	(78,822)	(78,822)	0	(105,000)	(105,000)	(105,000)
Other Expenses	(49,971)	(97,215)	47,244	(129,620)	(129,620)	(69,620)
Internal Charges	(9,018)	(23,565)	14,547	(30,808)	(30,808)	(30,808)
Overhead Allocation	(516,014)	(516,014)	0	(688,022)	(688,022)	(688,022)
Total Expenses from Continuing Operations	**(2,232,786)**	**(2,185,616)**	**(47,169)**	**(2,889,480)**	**(2,889,480)**	**(2,889,480)**
Total Surplus (Deficit) from Continuing Operations	**36,796**	**0**	**36,796**	**0**	**0**	**0**

Year to Date Actuals and Annual Forecast

The Surplus from Continuing Operations of $36,796 at the end of third quarter relates to higher than anticipated income partially offset by higher than anticipated expenditure.

Income from Continuing Operations is $83,965 higher than forecast due to both higher than anticipated User Charges and Fees and Other Revenues. The higher User Charges and Fees has resulted from meeting budget projections on the Main Stage program with excellent ticket sales for The Wharf Revue and Absent Friends whilst maintaining audience levels for Music at the Glen and Kidsplay. The higher Other Revenues are as a result of increased Food and Beverage sales, Theatre Equipment Hire and Gift Vouchers.

Expenses from Continuing Operations are $47,169 higher than forecast due to higher Employee Benefits & Oncosts resulting from programming challenges with the first stage of the Glen Street Cultural Hub and changes to hours of work and casual rates of pay in adopting the Local Government Award. This has partially been offset from lower Materials and Contract costs and lower Other Expenses which is primarily related to utilities.

There is no anticipated change in the Result from Continuing Operations for the full financial year. However, within Expenses from Continuing Operations, Employee Benefits & Oncosts are forecast to increase by $60,000 and Other Expenses are forecast to decrease by $60,000 for the reasons noted above.

29

Key Highlights

Main Stage
This quarter saw the presentation of ABSENT FRIENDS by Alan Ayckbourn and THE FABULOUS SINGLETTES. Both productions were enjoyed by audiences and critics alike. Very contrasting genres of presentation.

Music at the Glen
This quarter saw the presentation of SIMPLE DREAMS - the songs of Linda Rondstadt performed by Angela Ayers and EVERYBODY LOVES LUCY starring Elise McCann. Both concerts were extremely well received by audiences.

KidsPlay
360 ALL STARS - the circus reinvented was a stunning display of contemporary performance demonstrating physical skill, music, lighting, mixed media and sound effects. While slow to sell the last two performances were sold out and the audience response has been overwhelming. This production was aimed at a youth/teenage market which is notoriously difficult to get to the theatre. However, a very positive experience for first timers.

Community Hirers
The Northern Beaches chorus had a highly successful one-off performance and Hill Top to Headland (Natural Environment) had a very successful presentation to a schools audience.

Maintenance
The flying system has had its annual safety inspection and "oil and grease" change.

Overall Progress Capital Works and Key Initiatives

Service Area Programs

Key: On track Completed Not proceeding Will not be delivered by 30 June

Program - Cultural Hub

	Capital Works	Year To Date Actuals	Year To Date Budget	Annual Original Budget	Annual Revised Budget
	Glen Street Theatre - minor asset renewals	$63,936	$70,625	$80,000	$80,000
	A quotation has been received and accepted to upgrade the disabled seating in the theatre. This will be the last project for this financial year.				

	Glen Street Theatre Revitalisation - Stage 1	$272,365	$292,000	$0	$292,000
	The internal foyer works for Glen Street Theatre have been completed and the theatre is operating. Unspent funds from 2013/14 were carried forward into this financial year to complete the works and this project was finalised in November 2014.				
	Glen Street Theatre revitalisation stage 2	$110,356	$289,836	$1,112,347	$378,860
	The revised concept for the Glen Street Cultural Hub - Stage 2 project sees the integration of a new library at the front of Glen Street Theatre as well as footpath and paving works at the boundary to Lionel Watts Reserve. Concept refinement is progressing with the intent to lodge a Development Application (DA) for the works in April 2015. Community consultation regarding the concept design took place through March and this process will conclude in April 2015.				
	Replacement of lights main auditorium	$29,100	$27,800	$27,800	$27,800
	The replacement of the house lights project was completed in late January 2015. The installation of new lighting has provided a better spread and stronger illumination for patrons coming into the auditorium, exiting at interval and post show. It is a great improvement especially for elderly patrons.				
	Total Capital Expenditure	**$475,756**	**$680,261**	**$1,220,147**	**$778,660**

	Key Initiatives
	Develop day to day management plan for operation of Glen Street Cultural Hub
	Plans for Stage 2 of the Glen Street Cultural Hub have now been adopted by Council. Glen Street and Library staff will begin discussions on the most effective way to manage the Hub when the Library is completed in early 2017.
	Promote and engage new audiences with the Glen Street Cultural Hub
	The annual Marketing Plan is being delivered on schedule with social media being scheduled monthly. We have undertaken a niche marketing campaign for 360 ALL STARS and introduced Facebook advertising for the first time. We continue to send e-newsletters and BACKSTAGE, our six monthly publication to subscribers.

Information and Library Services

Service Area Financial Results

Service Area Income and Expenditure Budget, Actual Expenditure, and Forecast

Description	Year To Date Actuals $	Year To Date Budget $	YTD Variance $	Annual Original Budget $	Annual Revised Budget $	Annual Current Forecast
INCOME FROM CONTINUING OPERATIONS						
Rates and Annual Charges	4,497,463	4,497,463	0	6,030,387	6,030,387	6,030,387
User Charges & Fees	81,615	149,961	(68,346)	242,425	182,425	100,000
Other Revenues	93,750	31,785	61,965	0	60,000	118,000
Grants and Contributions - Operating Purposes	97,033	91,065	5,968	91,065	91,065	97,000
Grants and Contributions - Capital Purposes	284,363	276,349	8,014	276,349	276,349	284,000
Total Income from Continuing Operations	**5,054,224**	**5,046,624**	**7,600**	**6,640,226**	**6,640,226**	**6,629,387**
EXPENSES FROM CONTINUING OPERATIONS						
Employee Benefits & Oncosts	(3,006,353)	(2,801,939)	(204,414)	(3,646,825)	(3,646,825)	(3,940,191)
Materials and Contracts	(328,087)	(386,144)	58,057	(535,030)	(523,030)	(532,030)
Depreciation and Amortisation	(470,056)	(470,056)	0	(626,170)	(626,170)	(626,170)
Other Expenses	(83,489)	(116,878)	33,388	(143,125)	(150,125)	(150,125)
Internal Charges	(46,972)	(41,975)	(4,997)	(54,568)	(54,568)	(54,568)
Overhead Allocation	(1,225,882)	(1,225,882)	0	(1,634,509)	(1,634,509)	(1,634,509)
Total Expenses from Continuing Operations	**(5,160,840)**	**(5,042,874)**	**(117,966)**	**(6,640,226)**	**(6,635,227)**	**(6,937,592)**
Total Surplus (Deficit) from Continuing Operations	**(106,616)**	**3,750**	**(110,366)**	**0**	**5,000**	**(308,205)**

Year to Date Actuals and Annual Forecast
A Deficit from Continuing Operations of $106,616 has been incurred to the end of the third quarter primarily due to higher than anticipated expenses which has been marginally offset by higher than anticipated income.

Income from Continuing Operations is $7,600 higher than anticipated principally due to grants received from the State Library of NSW. User Charges and Fees are lower than forecast by $68,346 principally due to lower than anticipated income from member book holds and events which has been largely offset by higher Other Revenues of $61,965 related to higher overdue library book fees and payments for lost and damaged stock.

Expenses from Continuing Operations are $117,966 higher than forecast. This is principally due higher Employee Benefits & Oncosts of $204,414 related to redundancy payments and the use of casuals to backfill part time roles following the structural review of the service, which has only been partially offset by timing differences in Materials and Contract costs of $58,057 and Other Expenses of $33,388.

32

For the full financial year a Deficit from Continuing Operations of $308,205 is now anticipated. Income from Continuing Operations is forecast to decrease by $10,839 due largely to offsetting changes in User Charges &

Fees, Other Revenues and Grants and Contributions for the reasons noted above. Expenses from Continuing Operations have been forecast to increase by $302,365. Employee Benefits & On-costs are forecast to increase by $293,366 for the reasons noted above and Materials and Contracts are forecast to increase by $9,000 due to additional leasing payment for printers and software for improving the management of the public PC's.

Key Highlights

Customer Satisfaction
The overall customer satisfaction rate increased this quarter from 4.22 to 4.32 (out of 5) with the ratings for assistance provided by staff increasing slightly from 4.5 to 4.54. There was a slight dip in satisfaction with loanable items from 4.11 to 4.00 which could be as a result of reduced funding for purchase of library stock.

Memberships
Our staff did a clean out of memberships that have been inactive for over seven years, which has meant that total membership is slightly down, but we still have nearly 88,000 members and work is underway to look at how membership can be automatically renewed to prevent it from lapsing.

An objective from the Library Strategic Review was to have 60% local area membership by July 2019 and I'm pleased to share that we are already at 45% following more local area members joining since the start of the year.

Loans and Visits
We are loaning more items than before, with almost 14,000 more items loaned since the start of the year compared to the previous three months and our e-Loans continue to remain as popular as ever.

Warringah Mall Library continues to be our most visited library and although total visits across all libraries are slightly down the number of visits to our website has significantly increased with members taking advantage of our online services and e-loans. Our online presence can also been seen in increases to our Facebook Reach and Likes and the steady number of visits to our pages is a good sign that we are delivering popular content.

Service Developments
Unfortunately we have had to stop customer notifications because of system reliability issues but high priority has been given to rectifying these issues and bringing back an improved service for customers.

Plans have been created to re-design the Dee Why Library entry and counter spaces to provide more seating and reading space as well as a better service and concierge experience for customers. We hope to have these improvements completed before July 2015. An extra printer at the Dee Why Library has also been introduced to meet the increasing demand.

At Forestville Library, the DVD and reading spaces have been re-designed to provide more space for reading, events and better DVD display and storage.

Planning and community engagement was conducted for the new Belrose Library to be housed at Glen Street. This exciting development will create a cultural hub that will be a tremendous facility when complete in 2017.

The service improvement initiative to review the way library resources are bought and made shelf ready proceeded to requesting tenders from suppliers. The tenders have been evaluated and reference checks are underway for potential suppliers. It is expected a decision whether to proceed to outsource the service will be confirmed along with the selected suppliers early in the next quarter.

Programs and Events
Since January, 21 different programs, made up of 141 sessions, were delivered that reached over 4,500 community members. These included school holiday programs for children, adult research groups, outreach

youth programs in partnership with Youth Services and outreach at cross generational community events.

January was jam packed with something for everyone and the annual Adult and Children's summer reading programs continued to be popular.

Library Lovers day in February drew over 200 comments from customers stating why they loved the service with the majority of feedback being about a great service experience from staff.

Seniors Week saw the launch of a new program "Keeping in Touch with Facebook" which had four booked out sessions and customer feedback indicated a demand for the program to be delivered as a regular program for adults and seniors.

Finally, the Wikipedia Group was boosted by an article in the Manly Daily and it continues to draw community interest and participation.

Overall Progress Capital Works and Key Initiatives

Service Area Programs

Key: On track Completed Not proceeding Will not be delivered by 30 June

Program - Community Space and Learning

	Capital Works	Year To Date Actuals	Year To Date Budget	Annual Original Budget	Annual Revised Budget
	Replacement of books	$365,422	$365,579	$477,439	$477,439
	As anticipated, there was a lull in publishing in March and consequently purchasing of Library stock is back on track with the available budget. After boosting the eBooks and eAudiobooks collections in February, the emphasis in March was on print, with 41.5% of the month's spend being on adult fiction, 12% on adult non-fiction and 14% on junior fiction and picture books. New DVDs are always in demand and 8% was spent on these in March.				
	Total Capital Expenditure	**$365,422**	**$365,579**	**$477,439**	**$477,439**

	Key Initiatives
	Finalise the Library Strategic Plan
	The Library Strategic Plan was finalised and approved on the 27 June 2014 for implementation from the beginning of the financial year 2014/15 through to the end of the financial year 2018/19.

34

Implement the Library Strategic Plan

Implementation of the Library Strategic Plan remains on track.

The achievements this quarter included:

- A calendar of special days and celebrations to be aware of and include in the delivery of library services
- Completing the planning of programs for the remainder of the financial year
- Pop up Story Times across the precinct utilising the library caravan
- Planning for the WW1 Centenary celebrations and Heritage Week
- The Library Caravan being listed a finalist in the Local Government Excellence Awards to be announced in April 2015. The caravan also featured in the Public Library News Quarterly publication
- Prototyping the 'Concierge' service proposition at the Dee Why Library
- 150 more members joining the service in January through a 'Join Up' campaign in comparison to previous monthly averages
- An assessment of books in different language. The study concluded that there was a low level of demand which was therefore not cost effective service to provide
- Determining the idea of establishing a library foundation was prohibitive due to tax rulings and requirements. As a result other ideas are being explored
- Selecting the Community Group 'Artability' who provide craft courses for people with disabilities to present an art workshop in June. The artwork produced is expected to profile and promote the organisation with the objective of attracting more volunteers
- Sending out a survey in February to get feedback on the possibility of running a multi-cultural event in the library
- Plans to improve the Reader's Advisory service for customers
- Organising the 'Benefits of Warringah Council Library Membership' brochure to be ready in time to be included in the 2015/16 Rates mail out
- Re-establishing 288 members whose membership had expired
- Visiting Cromer High and joining up all of the Year 7 students
- Undertaking minor refurbishments of the libraries to improve the facilities for customers

Kimbriki Environmental Enterprises

Service Area Financial Results

Service Area Income and Expenditure Budget, Actual Expenditure, and Forecast

Description	Year To Date Actuals $	Year To Date Budget $	YTD Variance $	Annual Original Budget $	Annual Revised Budget $	Annual Current Forecast
INCOME FROM CONTINUING OPERATIONS						
User Charges & Fees	21,169,714	19,935,666	1,234,048	26,454,390	27,458,918	28,031,763
Investment Fees and Revenues	328,844	345,000	(16,155)	450,000	419,852	433,844
Other Revenues	2,483,663	1,832,090	651,573	2,444,771	2,825,019	3,147,250
Total Income from Continuing Operations	**23,982,222**	**22,112,756**	**1,869,466**	**29,349,161**	**30,703,789**	**31,612,857**
EXPENSES FROM CONTINUING OPERATIONS						
Employee Benefits & Oncosts	(2,862,633)	(2,858,493)	(4,140)	(3,670,416)	(3,784,911)	(3,740,645)
Borrowing Costs	(778,388)	(768,753)	(9,635)	(1,025,004)	(1,025,004)	(1,044,959)
Materials and Contracts	(8,515,855)	(8,004,515)	(511,340)	(10,404,060)	(10,612,789)	(10,820,625)
Depreciation and Amortisation	(334,176)	(350,730)	16,554	(467,640)	(440,766)	(440,766)
Other Expenses	(8,157,562)	(7,479,440)	(678,122)	(10,341,421)	(10,737,814)	(11,404,148)
Total Expenses from Continuing Operations	**(20,648,614)**	**(19,461,931)**	**(1,186,683)**	**(25,908,541)**	**(26,601,284)**	**(27,451,143)**
Total Surplus (Deficit) from Continuing Operations	**3,333,607**	**2,650,825**	**682,783**	**3,440,620**	**4,102,505**	**4,161,714**

Year to Date Actuals and Annual Forecast

The Surplus from Continuing Operations at the end of the third quarter is tracking ahead of forecast by $682,783. This is principally due to higher than anticipated revenues with resulting increases in direct costs, plus a one-off design charge.

Income from Continuing Operations is $1,869,466 higher than budget principally due to improved contractual terms from a number of waste streams, better than anticipated recovery of recyclable materials from landfill, particularly metals, and higher volumes of vegetation and mixed waste.

Expenses from Continuing Operations are $1,186,683 higher than budget overall. Employee Benefits & Oncosts, Borrowing Costs and Depreciation are broadly on target. The higher Material and Contract expenses mainly relate to higher vegetation processing charges as a result new contracts and higher volumes of green waste being processed. The higher Other Expenses are principally EPA Levy charges resulting from increased volumes of waste being handled plus a one-off charge for site road design.

For the full financial year the Surplus from Continuing Operations is anticipated to increase from forecast by $59,209 to $4,161,713 as a result of the continuation of new revenue streams and improved contractual terms. Income from Continuing Operations is forecast to increase by $909,066 of which $572,845 relates to higher User Charges & Fees, $322,231 to Other Income and $13,992 to Investment Fees and Revenue. Expenses from Continuing Operations are forecast to increase by $849,859 of which $19,955 relates to Borrowing Costs, $207,836 to Materials and Contracts and $666,334 to Other Expenses with a decrease of $44,266 to Employee Benefits and On-costs.

Key Highlights

Overall Progress Capital Works and Key Initiatives

Capital Works

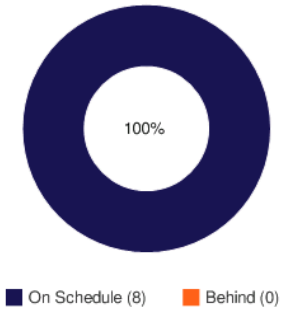

Key Initiatives

Nil

Overall

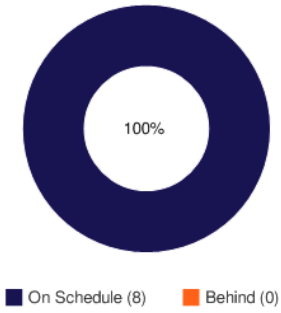

Service Area Programs

Key: On track Completed Not proceeding Will not be delivered by 30 June

Program - Site Improvements

	Capital Works	Year To Date Actuals	Year To Date Budget	Annual Original Budget	Annual Revised Budget
	Gas capture system	$11,800	$75,000	$245,000	$245,000
	The landfill gas capture system, designed to reduce greenhouse gas emissions and odours, was successfully completed and was operational in January 2014. The final work to purchase a flare will be completed in June 2015 and further work will continue within the site to expand the gas capture system. Investigations to determine the potential for power generation from the gas have commenced.				
	Kimbriki - Other	$0	$70,000	$70,000	$70,000
	The purchase of other minor assets including leachate pumps and IT required to run the site are on track.				
	Kimbriki - Vehicles	$39,588	$60,000	$95,000	$95,000
	Vehicle replacement program is on track.				
	Landfill cell development	$180,781	$468,000	$870,000	$870,000
	Preparation and design works for the next engineered cell are underway and are on track. Construction of this cell will commence in April 2015 and the works are planned to be completed and the cell operational by July 2016				
	Leachate treatment plant	$361,121	$410,000	$500,000	$500,000

	The construction of a leachate treatment dam, to allow leachate to be removed from the landfill was completed in September 2014. The aeration system was activated in January 2015 after the dam filling process was completed and an additional aerator installed in February 2015. The irrigation system to aid in safely disposing of leachate on site was expanded in March 2015. The next stage in the project is to design and construct a treatment plant to allow for treated discharge to sewer. It is expected that this phase will be completed by June 2017. The whole project is designed to reduce odour from the site and reduce the risk of pollution.				
	Other site fixtures and equipment	$56,803	$70,000	$70,000	$70,000
	Replacement of minor office equipment is on track.				
	Site access roads	$192,065	$370,000	$2,565,000	$551,291
	There has been some delays with the design and approval process however the road alignment has been agreed to by Council and Kimbriki Environmental Enterprises with the detailed design now completed. Works in Kimbriki Road commenced in March 2015.				
	Site office and amenities	$176,103	$750,000	$1,200,000	$1,200,000
	In order to allow for new infrastructure works on the site including the site access road and to replace the existing buildings which are reaching the end of their working life Kimbriki is constructing a new Administration building. The development consent has been awarded and Kimbriki are about to start the works. A delay in obtaining a modification to the consent has resulted in a revised completion date of February 2016.				
	Total Capital Expenditure	**$1,018,261**	**$2,273,000**	**$5,615,000**	**$3,601,291**

38

Natural Environment Services

Service Area Financial Results

Service Area Income and Expenditure Budget, Actual Expenditure, and Forecast

Description	Year To Date Actuals $	Year To Date Budget $	YTD Variance $	Annual Original Budget $	Annual Revised Budget $	Annual Current Forecast
INCOME FROM CONTINUING OPERATIONS						
Rates and Annual Charges	8,153,792	8,153,792	0	11,339,211	11,339,211	11,339,211
User Charges & Fees	26,042	32,044	(6,001)	44,957	45,275	39,197
Other Revenues	100	0	100	0	0	0
Grants and Contributions - Operating Purposes	113,509	100,757	12,752	656,660	576,109	587,909
Grants and Contributions - Capital Purposes	779,000	779,000	0	250,000	779,000	779,000
Total Income from Continuing Operations	**9,072,443**	**9,065,593**	**6,850**	**12,290,828**	**12,739,595**	**12,745,317**
EXPENSES FROM CONTINUING OPERATIONS						
Employee Benefits & Oncosts	(1,984,252)	(2,018,727)	34,475	(2,624,421)	(2,624,421)	(2,624,421)
Materials and Contracts	(1,284,747)	(1,424,913)	140,166	(2,819,505)	(2,819,776)	(2,845,324)
Depreciation and Amortisation	(2,760,082)	(2,760,082)	0	(3,676,752)	(3,676,752)	(3,676,752)
Other Expenses	(614,862)	(623,140)	8,277	(741,840)	(637,336)	(638,291)
Internal Charges	(761,337)	(763,110)	1,773	(1,013,804)	(1,013,804)	(1,063,024)
Overhead Allocation	(1,060,872)	(1,060,872)	0	(1,414,506)	(1,414,506)	(1,414,506)
Total Expenses from Continuing Operations	**(8,466,152)**	**(8,650,843)**	**184,691**	**(12,290,828)**	**(12,186,595)**	**(12,262,318)**
Total Surplus (Deficit) from Continuing Operations	**606,291**	**414,750**	**191,541**	**(0)**	**553,000**	**483,000**

Year to Date Actuals and Annual Forecast
The Surplus from Continuing Operations is $191,541 higher than anticipated at the end of the third quarter primarily due to lower than anticipated expenses.

Income from Continuing Operations is higher than forecast by $6,850. Grants and Contributions - Operating Purposes are $12,752 higher than forecast due to the early receipt of grants from the State Government for noxious weed removal, bush regeneration in Middle Creek and sediment research in Dee Why Lagoon. Income from User Charges and Fees is lower than forecast by $6,001 due primarily to lower than anticipated internal vehicle revenue.

Expenses from Continuing Operations are lower than forecast by $184,691. This is due to Employee Benefits and Costs being $34,475 lower than forecast as a result of staff vacancies; lower Materials and Contracts of $140,166 principally due to minor phasing issues with a number of projects; and lower Other Expenses of $8,277 due to lower than expected promotional costs, and lower than expected contributions to emergency services.

For the full financial year, the total Surplus from Continuing Operations is forecast to decrease by $70,000 to

$483,000. Income from Continuing Operations is forecast to increase by $5,722 principally due to lower than anticipated internal vehicle income, offset by an increase in contributions from the Rural Fire Service. Expenses from Continuing Operations are forecast to increase by $75,723. This is principally due to increases of $25,548 in Materials and Contracts for a range of minor projects, and an increase of $49,220 in Internal Charges for additional stormwater maintenance works.

Key Highlights

Narrabeen Lagoon Multi-use Trail
The Narrabeen Lagoon Trail is now open to the public. The final section of the trail was constructed between Middle Creek and South Creek Reserves, completing the 8.4km loop around the lagoon, and an official opening ceremony was held in February.

Coastal Zone Management Plans
The Coastal Zone Management Plan for Collaroy-Narrabeen Beach and Fishermans Beach, adopted by Council in late 2014, is awaiting a decision regarding certification from the NSW Minister for the Environment. An application to the NSW Coastal Management Program has been made to prepare a Coastal Zone Management Plan for Long Reef, Dee Why, Curl Curl and Freshwater Beaches.

Natural Hazard Management
Council continues to work closely with the NSW Rural Fire Service to meet the requirements of the Bushfire Hazard Reduction program. Works have been undertaken to maintain fire access zones and reduce fuel loads near properties with a high bush fire risk in priority bushland locations.

Actions to manage flood risk in Warringah have continued with the preparation of the Narrabeen Lagoon Floodplain Risk Management Study and Plan. A consultant has also been engaged to prepare the Manly Lagoon Floodplain Risk Management Study and Plan, while the Dee Why South Catchment Floodplain Risk Management Plan has been prepared by Council and is being externally peer reviewed.

Bushland and Biodiversity
Council continued rolling out a diverse Bushland and Biodiversity Management Program, and this quarter received a partnership grant from the State Government for a Responsible Cat Ownership project (in conjunction with Pittwater and Ku-ring-gai Councils). Council was also awarded a three year grant, totalling $87,500, from the NSW State Government for the Dee Why Wildlife Refuge Restoration Project. The Rabbit Haemorrhagic Disease Virus was released in key Warringah reserves to control the feral rabbit population. Several bushcare sites in Warringah, including at Freshwater and Narrabeen, have been enhanced through the Green Army program.

Water Management Program
Council continues to deliver a comprehensive Water Management Program. This period saw the Creek Monitoring Evaluating and Reporting Program carry out macro-invertebrate sampling and condition assessments on 21 sites. Preliminary designs for the South Creek Bank Stabilisation Design Project are being reviewed.

Stormwater
The Collaroy stormwater outlet has been completed. Construction of the pipe was successfully implemented according to schedule and is now fully operational. The pipe design greatly reduces risk to the public and the rounded design features reduce the impact of wave force.

Council continues to implement planned stormwater renewal initiatives, with the contract for pipe relining in Raffo Lane being finalised.

Sustainability
The Education for Sustainability program saw the roll-out of the biggest Hilltop to Headland event of this financial year in January, Warringah's Water Wonderland. Nearly 6000 people participated in the event at Dee Why Beach 40

which focussed on aquatic and marine environments. The last Hilltop to Headland event for 2014/15 was held in March, Duffys Forest Day. Eight schools comprising of nearly 300 students participated in a live native animal show at Glen Street Theatre, celebrating bushland and biodiversity.

Overall Progress Capital Works and Key Initiatives

Service Area Programs

Key: On track Completed Not proceeding Will not be delivered by 30 June

Program - Biodiversity Management

	Key Initiatives
	Biodiversity and bushland management
	Biodiversity and bushland management involves a wide range of projects, including contractor and volunteer bush regeneration, reactive management, invasive species control and other strategic environmental projects. All bush regeneration contracts are progressing as scheduled in bushland reserves under Council's care, control and management. Bushcare volunteer groups are continuing to undertake bush regeneration activities at their respective sites. The Green Army continued to achieve significant bush regeneration results at several locations, including Freshwater and Dee Why. Meanwhile, customer requests are continuing to be resolved on a priority basis and the Rabbit Haemorrhagic Disease Virus was released in key Warringah reserves this month to control the feral rabbit population. Council, in partnership with Pittwater and Ku-ring-gai Councils, is delivering a grant from the State Government for the Responsible Cat Ownership Project. Council was also awarded a three year grant, totalling $87,500, from the NSW State Government for the Dee Why Wildlife Refuge Restoration Project. A draft Species Impact Statement (SIS) for Dee Why Town Centre stormwater works was prepared by consultants for Council review. Consultants have been engaged to prepare a report on Threatened Fauna of the Narrabeen Lagoon Catchment, and draft constraints mapping for the Warringah Local Planning Strategy has been prepared. Monitoring of bush regeneration outcomes in several bushland reserves has continued with ongoing fieldwork.
	Develop Natural Area Asset Management Plan
	Work is continuing on the Natural Area Asset Plan, currently being developed to help prioritise resource allocation to our natural areas in order to provide the best long-term outcomes. A framework for the plan is being completed along with a data gap analysis which will guide future business planning.

41

Program - Education for Sustainability

	Key Initiatives
→	**Implement Education for Sustainability Activities**

The Education for Sustainability program continued to be rolled out according to schedule. The last Hilltop to Headland event for this financial year, Duffys Forest Day, was held at Glen Street Theatre. Nearly 300 students from eight different schools participated in a live native animal show, promoting key messages around preserving Duffys Forest and sustainability.

The first of two guided walks celebrating Seniors Week was held on the newly opened section of the Narrabeen Lagoon Trail. The 'Breakfast with the Birds' event attracted a lively group of active seniors who experienced a guided tour of the unique ecology of Narrabeen Lagoon. The second walk will be held next month.

The Autumn edition of Eco News was distributed this month and Council participated in Earth Hour by turning off all non-essential lights at the Civic Centre, Cromer Administration Centre and four libraries.

Also, the Youth Week Recycled Drumming workshop, to be held in April, was opened for registration.

Program - Natural Area Recreation

	Capital Works	Year To Date Actuals	Year To Date Budget	Annual Original Budget	Annual Revised Budget
!	**Narrabeen Lagoon Multi-use Trail**	$3,125,349	$3,320,785	$2,536,898	$3,641,876

The Trail was opened to the public on 25 February 2015 after an official opening ceremony. Construction of the Academy boat shed is continuing, with the substructure currently being installed. Detailed design of the last short stage of the trail along the Academy foreshore is progressing (Stage 2C), however a change in design has meant delays in the delivery of this stage and a requirement for additional funding. Stage 2C is expected to be completed in August 2015.

	Total Capital Expenditure	**$3,125,349**	**$3,320,785**	**$2,536,898**	**$3,641,876**

Program - Natural Hazard Management

	Key Initiatives
→	**Natural hazard management planning, mitigation works, warning systems and awareness campaigns**

Council manages risks to the community from coastal, flooding and bush fire hazards.

The Coastal Zone Management Plan for Collaroy-Narrabeen Beach and Fishermans Beach, adopted by Council in late 2014, is awaiting a decision regarding certification from the NSW Minister for the Environment. An application to the NSW Coastal Management Program has been made to prepare a Coastal Zone Management Plan for Long Reef, Dee Why, Curl Curl and Freshwater Beaches.

Actions to manage flood risk in Warringah are underway. Preparation of the Narrabeen Lagoon Floodplain Risk Management Study and Plan is continuing. A consultant has been engaged to prepare the Manly Lagoon Floodplain Risk Management Study and Plan. The Dee Why South Catchment Floodplain Risk Management Plan has been prepared by Council and is being externally peer reviewed. Planning for the 2016 Narrabeen Lagoon Entrance Clearance Operation has begun.

Also, works have been undertaken to maintain fire access zones and reduce fuel loads near properties with a high bush fire risk in priority bushland locations. No hazard reduction burns on Council land have been undertaken this month.

Program - Stormwater Assets

	Capital Works	Year To Date Actuals	Year To Date Budget	Annual Original Budget	Annual Revised Budget
✓	**Collaroy stormwater outlet**	$1,875,659	$1,877,630	$1,842,630	$1,877,630
	The Collaroy stormwater outlet was completed in February 2015.The asset is fully operational.				
→	**Planned stormwater renewal program**	$525,035	$679,482	$2,139,184	$1,406,394
	Design and planning is continuing for a number of projects including Oaks Avenue, Raffo Lane and Fielding Street stormwater works. The Raffo Lane pipe relining project is unlikely to be completed this financial year due to availability of resources and the program budget was reforecast accordingly at the December Quarterly Budget Review.				
→	**Reactive stormwater renewal program**	$305,898	$397,392	$600,000	$600,000
	Several projects are in the design and planning phase with investigations pending before implementation. A concept design is being prepared to resolve localised flooding at the Allambie/Kentwell Road intersection. The project is likely to be implemented in two stages, with an interim solution put in place ahead of the final solution for this intersection. The Pittwater Road concept designs are being finalised. Tenders have been received for the annual pipe relining and patch repairs contract which are now being assessed.				
	Total Capital Expenditure	**$2,706,592**	**$2,954,504**	**$4,581,814**	**$3,884,024**

	Key Initiatives
→	**Review Stormwater Assets Management Plan**
	Council's consultant has now finalised the unit rates to be used in the stormwater asset revaluation calculations. The valuation based on these unit rates has been provided to Council for review. The Stormwater Asset Management Plan is also being reviewed and will include the valuation figures once finalised.

Program - Waterways

	Key Initiatives

Water Management

Our Water Management Program includes monitoring of Warringah's four lagoons, management of the creek network, and the delivery of a Total Water Cycle Management program.

The Estuary Monitoring Evaluating and Reporting Project continues on all four lagoons with the 2014/15 sampling season to be completed in April. Genetic analysis on stormwater samples in Narrabeen Lagoon catchment is progressing according to schedule.

The Creek Monitoring Evaluating and Reporting Program is on track with Autumn water and macro-invertebrate sampling and condition assessments being completed for 21 sites. Digital editing of draft creek centreline mapping is nearing completion. The Waterway Classification and Condition project is on track. The Creek Riparian Zone Mapping Discussion Paper has been peered reviewed and the methodology accepted.

The South Creek Bank Stabilisation Design Project is on schedule with preliminary designs submitted to Council for review. The Brookvale Creek Restoration Project is going to be undertaken in 2015/16 due to unavailability of contractors to undertake the works this financial year.

Also, the Water Quality Device Audit Project has been deferred until next financial year whilst the scope for the audit is refined, and the Sustainability Business Plan is being prepared and will incorporate Water Cycle Management.

Parks, Reserves and Foreshores

Service Area Financial Results

Service Area Income and Expenditure Budget, Actual Expenditure, and Forecast

Description	Year To Date Actuals $	Year To Date Budget $	YTD Variance $	Annual Original Budget $	Annual Revised Budget $	Annual Current Forecast
INCOME FROM CONTINUING OPERATIONS						
Rates and Annual Charges	8,868,615	8,868,615	0	11,496,302	11,496,302	11,496,302
User Charges & Fees	500,075	485,471	14,604	654,115	669,458	695,821
Other Revenues	6,916	19,771	(12,855)	26,364	26,364	20,000
Grants and Contributions - Operating Purposes	77,724	55,445	22,279	0	83,695	83,695
Grants and Contributions - Capital Purposes	91,270	83,770	7,500	0	283,770	283,770
Total Income from Continuing Operations	**9,544,599**	**9,513,071**	**31,528**	**12,176,781**	**12,559,589**	**12,579,589**
EXPENSES FROM CONTINUING OPERATIONS						
Employee Benefits & Oncosts	(2,913,607)	(2,856,004)	(57,603)	(3,828,795)	(3,808,890)	(3,816,892)
Materials and Contracts	(4,432,424)	(4,330,608)	(101,816)	(5,584,869)	(5,659,674)	(5,839,674)
Other Expenses	(51,119)	(83,961)	32,842	(109,180)	(110,780)	(85,780)
Internal Charges	(394,692)	(396,804)	2,112	(510,060)	(519,316)	(519,316)
Overhead Allocation	(1,607,905)	(1,607,905)	0	(2,143,876)	(2,143,876)	(2,143,876)
Total Expenses from Continuing Operations	**(9,399,746)**	**(9,275,281)**	**(124,465)**	**(12,176,780)**	**(12,242,535)**	**(12,405,537)**
Total Surplus (Deficit) from Continuing Operations	**144,853**	**237,790**	**(92,937)**	**0**	**317,053**	**174,051**

Year to Date Actuals and Annual Forecast
The Surplus from Continuing Operations of $144,853 at the end of the third quarter is lower than forecast due to higher than anticipated expenses partially offset by higher income.

Income from Continuing Operations is $31,528 higher than forecast. Higher User Charges and Fees are principally due to greater income from the early receipt of sports fees and increased reserve bookings due to favourable conditions. Other Revenues are lower than expected as the result of the timing of receipt of license fee payments for maintenance of the Cromer 1 synthetic surface. The higher Grants and Contributions - Operating Purposes is due to the early receipt of Rural Fire Service grant funds for fire risk mitigation works at Manly Dam. Grants and Contributions – Capital Purposes are higher than anticipated following receipt of a $7,500 contribution from the "Better Boating Program" for dinghy and kayak storage at Narrabeen Lagoon.

The higher Expenses from Continuing Operations of $124,465 relates to higher Employee Benefits and Costs and Materials and Contracts expenditure, partially offset by less Other Expenses. Employee Benefits and Costs are higher than forecast principally due to a staff redundancy. Materials and contracts are $101,816 higher than anticipated as a result of a greater than expected number of high priority tree removals. Other Expenses are less than anticipated due to a lower than expected number of insurance claims.

45

For the full financial year the Surplus from Continuing Operations is forecast to decrease to $174,051. Income is expected to increase by $20,000 due to the increased hire of open spaces, increased Grants and Contributions – Capital Purposes and decrease in Other Revenues for the reasons outlined above. Expenses from Continuing Operations are forecast to increase by $163,002. This is predominantly due to increased volumes of tree work which is reflected in the change of forecast within Materials and Contracts of $180,000. This is partly offset by decreases in the forecast for Other Expenses of $25,000 to reflect the reduced number of insurance claims.

Key Highlights

The District Park Feasibility Study into a proposed new facility is nearing completion and will be available for Council review in May 2015. A consultant has been engaged to prepare the District Park landscape masterplan and this work is underway.

Community consultation on the concept design for Walter Gors Park at Dee Why town Centre is complete. The community were generally very supportive and comments have been incorporated into the preliminary design.

The lighting system at John Fisher Park netball has been commissioned and is fully operational. The new system has improved lighting levels and will save energy by reducing light fittings. This project also improves the visual amenity of the area by reducing pole numbers and by putting all cabling underground.

All works at Lindrum Reserve Belrose, including concrete pathways, shelter, park benches and seats have also been completed. Planting of trees and other plants are programmed for April 2015.

Overall Progress Capital Works and Key Initiatives

Service Area Programs

Key: On track Completed Not proceeding Will not be delivered by 30 June

Program - Foreshores

	Capital Works	Year To Date Actuals	Year To Date Budget	Annual Original Budget	Annual Revised Budget
	Foreshore renewal program	$138,497	$135,967	$184,219	$184,219
	The rejuvenation of the vegetated mounds along Carrington Pde Curl Curl are progressing well with planting due for April 2015. The Community Nursery has propagated 3000 endemic tube stock plants for this project.				

46

	North Curl Curl Rockpool - access	$120,609	$88,000	$88,000	$121,761
	This project has been completed. The new stairs provides safer access to North Curl Curl Rockpool and have been designed and built of highly durable materials to ensure that it will not require replacement again for at least 50 years. The addition of a new viewing platform which provides views south over Curl Curl and Manly Beaches has attracted particularly high praise form the community.				
	North Narrabeen - landscape masterplan development and implementation	$1,500	$32,000	$50,000	$50,000
	Council has engaged Phillips Marler Landscape Architects to prepare the detailed design for the upgrade of the carpark and surrounding reserve at the Narrabeen Lagoon section of Birdwood Reserve. The design will be finalised in June 2015 for construction in the winter of 2016.				
	Parking meter - renewals	$0	$0	$0	$20,660
	The installation of the contactless credit card solution for Council ticket machines will be reforecast to the 2015/16 financial year as the certification of the solution is not expected to be completed until August 2015.				
	Rockpool Improvement Program	$693,723	$549,191	$690,000	$700,623
	Queenscliff rock pool improvement works were completed on 21 November 2014 and the pool is operational.				
	Total Capital Expenditure	**$954,328**	**$805,158**	**$1,012,219**	**$1,077,262**

Program - Parks and Reserves

	Capital Works	Year To Date Actuals	Year To Date Budget	Annual Original Budget	Annual Revised Budget
	Berry Reserve and Jamieson Park, Narrabeen - upgrades	$103,539	$81,000	$81,000	$103,539
	This project is complete. The construction of the Berry Reserve Recreation Precinct included the installation of new park furniture, fitness equipment, lighting, fencing and landscaping to activate this area making it more amenable and safer for commuters and park users alike. The fitness equipment in particular has been popular with recreational users of this section of the Narrabeen Lagoon Multi Use Trail				
	Collaroy Accessibility Precinct - playground and reserve improvements	$1,175,498	$1,172,727	$1,100,000	$1,200,000
	The Knitting Girl and Care Package Sculpture are due to be installed on 16 April 2015 in readiness for the unveiling on the 21 April. All preparatory works are completed. The restoration of the Wishing Well Monument and World War 1 Pine Tree plaque and plinth have been completed.				
	General infrastructure renewal program	$546,608	$516,592	$373,945	$635,449
	The Harbord Park sportsfield lighting project is substantially complete with commissioning expected in early April 2015. The lights will be available to users from 7 April.				
	Lindrum Reserve, Belrose - park works	$65,045	$27,412	$109,649	$109,649

47

	All works including concrete pathways, shelter, park benches and seats have been completed. Planting of trees and other plants will take place in April 2015.				
	Manly Dam and Stony Range - renewals	$83,912	$93,273	$108,673	$118,673
	The masterplan for Manly Dam has been delayed to focus resources on completing the Manly Dam signage project. The new signage for Manly Dam is expected to be installed by June 2015.				
	Manly Dam Trail Renewal	$106,831	$60,000	$60,000	$152,462
	Council has engaged a contractor to undertake renewal of Section 10 of the mountain bike trail in May 2015. High priority signs for managing behaviour on the trail have been finalised and are due to be installed by June 2015.				
	Path Construction between Kayak Club & Lagoon, Narrabeen	$0	$10,000	$0	$10,000
	The pathway has been substantially completed. The final payment for the works will be completed in April 2015.				
	Walter Gors Reserve Improvements and Dee Why Parade, Dee Why - shared walkway	$127,804	$201,560	$175,000	$372,644
	Development Applications to demolish the cottages in Walter Gors Park are expected to be lodged in April 2015. Tract Consultants have progressed the preliminary design to 50% for Walter Gors, St David Ave and Triangle Parks. Material for community consultation has been agreed upon and will be finalised in April. The community consultation on the concept design for Walter Gors is complete. The community were generally very supportive of the concept design and comments have been incorporated into the preliminary design.				
	Total Capital Expenditure	**$2,209,238**	**$2,162,564**	**$2,008,267**	**$2,702,416**

	Key Initiatives
	Implement online bookings for Parks Reserves and Foreshore venues
	Evaluation of Facilities and Events Booking System options are still in progress. Following reference checks, site visits will be conducted by the evaluation team.
	Review District Park Plan of Management
	The District Park Feasibility Study into a proposed new facility will be complete for Council review in May 2015. A consultant has been engaged to prepare the District Park landscape master plan and this work is underway. Stakeholder engagement will be completed in April 2015.
	Review Interim Commercial Use Policy
	A meeting with all relevant Council staff regarding the scope of this project was held this month. Current commercial use issues were identified and discussed.

Program - Playgrounds

48

	Capital Works	Year To Date Actuals	Year To Date Budget	Annual Original Budget	Annual Revised Budget
→	**Playground Improvement Program**	$254,148	$254,402	$424,700	$424,700
	The contracts for construction for the two remaining playgrounds due for renewal this financial year, Beverly Job Park and Cootamundra Reserve, have been been let with construction scheduled for completion in June 2015.				
	Total Capital Expenditure	**$254,148**	**$254,402**	**$424,700**	**$424,700**

Program - Sports and Recreation

	Capital Works	Year To Date Actuals	Year To Date Budget	Annual Original Budget	Annual Revised Budget
✓	**Brookvale Oval - installation of accessible lift and associated works**	$16,903	$16,902	$0	$16,902
	Works on the installation of a lift to provide access for mobility impaired customers in the Ken Arthurson Stand at Brookvale Oval were completed in August 2014. Unspent funds from 2013/14 were carried forward into this financial year to complete these works.				
→	**Forestville Playing Fields, Forestville - sportsfield rectification**	$760,983	$504,031	$1,000,000	$1,456,949
	The ANZAC memorial pathway has been completed and will be officially opened by Margaret Abbott on 11 April 2015. The rugby oval reconstruction has been completed with minor works on the periphery outstanding. The Field will be available for limited use from 25 April 2015. The synthetic sports field project is currently slightly ahead of schedule with works expected to be completed by August 2015.				
✓	**Manly Warringah Netball Lighting**	$131,276	$98,770	$25,000	$98,770
	The lighting system has been commissioned and is fully operational. The new system has improved lighting levels to the appropriate competition standard, will save energy by replacing 20 lighting fittings with 12 fittings and improves the visual amenity of the area by replacing 10 poles with 6 and by putting all cabling underground.				
✓	**Narrabeen Lagoon Trail - renewal**	$53,257	$37,500	$50,000	$50,000
	Renewal works to the shared path through Devitt Street and Berry Reserves was completed in March. All works are complete.				
✓	**Sporting club buildings renewal works**	$131,051	$131,051	$65,000	$131,051
	This program of works includes the replacement of fencing at the Forestville Tennis Centre, the resurfacing of Court 1 at the Warringah Recreation Centre and some other minor renewals within Council's sports buildings. All works have been finalised and this program of works is complete.				
→	**Sports clubs capital assistance program**	$96,307	$157,218	$305,600	$282,080

	The Manly Warringah Football Association's internal upgrade of the amenity building at Cromer Park 1, and Manly Warringah Softball's four new seats at the Abbott Road Softball ground at John Fisher Park, are due for completion in April 2015. The Dee Why Rugby Football Club new roofing over the outdoor area at the James Morgan sports ground still requires minor work prior to finalisation.				
	Sportsfields - minor rectification works	$192,722	$235,073	$313,431	$313,431
	The summer to winter changeover process has been completed. Renewal works included aeration and deep earth treatments for the sports fields.				
	Total Capital Expenditure	**$1,382,499**	**$1,180,546**	**$1,759,031**	**$2,349,183**

	Key Initiatives
	Review Council's recreational space strategies including Sports in Warringah and Recreation Strategy
	Community consultation is underway for the Integrated Open Space Strategy that includes a playground review. Submissions to the Integrated Open Space Strategy are being made to Council via phone, email and the Social PinPoint online interactive map. Consultation closes on 20 April 2015.

Program - Street Trees

	Capital Works	Year To Date Actuals	Year To Date Budget	Annual Original Budget	Annual Revised Budget
	Street tree replacement program	$38,072	$62,737	$54,558	$54,558
	In March 2015 Council resolved to continue to investigate options for planting along Condamine Street, Manly Vale. The budget allocated for this purpose will be carried forward to the 2015/16 financial year at 3rd Quarter Review as completing the design and approval for planting is not possible this financial year. Remaining tree works not associated with Condamine Street will be completed in April 2015.				
	Total Capital Expenditure	**$38,072**	**$62,737**	**$54,558**	**$54,558**

	Key Initiatives
	Develop and implement a street vegetation management plan
	Additional sites will be added to the scheduled maintenance program on an ongoing needs basis.This will continue the trend of increasing planned over reactive maintenance, improving the appearance of Council's open space and reducing customer complaints. This action now becomes part of normal operations.
	Review Council's public tree management strategies
	The community consultation for the Urban Forest Policy has been completed and 11 submissions were received. Several minor amendments to the Policy were made as a result of these submissions. The final Policy will be recommended to Council for adoption on 28 April 2015.

50

Roads, Traffic and Waste

Service Area Financial Results

Service Area Income and Expenditure Budget, Actual Expenditure, and Forecast

Description	Year To Date Actuals $	Year To Date Budget $	YTD Variance $	Annual Original Budget $	Annual Revised Budget $	Annual Current Forecast
INCOME FROM CONTINUING OPERATIONS						
Rates and Annual Charges	26,405,486	26,342,292	63,194	34,431,608	34,416,761	34,465,581
User Charges & Fees	1,540,790	1,302,787	238,003	1,432,860	1,878,311	1,987,666
Investment Fees and Revenues	33,625	33,571	53	0	49,776	49,776
Other Revenues	590,811	617,551	(26,740)	804,597	882,251	822,851
Grants and Contributions - Operating Purposes	1,549,523	1,409,969	139,555	2,323,818	2,321,739	2,331,175
Grants and Contributions - Capital Purposes	829,091	1,211,891	(382,800)	991,927	1,685,891	1,685,891
Total Income from Continuing Operations	**30,949,326**	**30,918,061**	**31,265**	**39,984,810**	**41,234,729**	**41,342,940**
EXPENSES FROM CONTINUING OPERATIONS						
Employee Benefits & Oncosts	(3,693,612)	(3,845,919)	152,307	(5,001,263)	(5,001,264)	(4,971,264)
Materials and Contracts	(18,333,917)	(18,398,626)	64,709	(23,941,042)	(24,683,733)	(25,240,187)
Depreciation and Amortisation	(3,056,491)	(3,056,491)	0	(4,071,603)	(4,071,603)	(4,071,603)
Other Expenses	(1,723,747)	(1,867,566)	143,819	(2,733,250)	(2,495,750)	(2,395,750)
Internal Charges	(1,115,872)	(1,118,718)	2,846	(1,475,722)	(1,482,722)	(1,432,722)
Overhead Allocation	(2,071,445)	(2,071,445)	0	(2,761,931)	(2,761,931)	(2,761,931)
Total Expenses from Continuing Operations	**(29,995,084)**	**(30,358,765)**	**363,681**	**(39,984,811)**	**(40,497,002)**	**(40,873,457)**
Total Surplus (Deficit) from Continuing Operations	**954,242**	**559,295**	**394,947**	**(0)**	**737,727**	**469,483**

Year to Date Actuals and Annual Forecast

The Surplus from Continuing Operations of $954,242 at the end of the third quarter is higher than forecast by $394,947 due to lower than anticipated expenditure and slightly higher income.

Income from Continuing Operations is $31,265 higher than forecast. This is comprised of higher Rates and Annual Charges of $63,194 from Domestic Waste, higher User Fees and Charges of $238,003 due to increased volume in restorations from public utilities, road permits and inspections for Complying Development Certificates, and higher Grants and Contributions – Operating Purposes of $139,555 due to the timing of the receipt of the Regional Block Grant from Road and Maritime Services. These increases have been partially offset by slightly lower Other Revenues of $26,740 and lower Grants and Contributions – Capital Purposes of $382,800 due to timing of receipt of a number of grants (Transport NSW – Transport Access Grant – $254,000, Roads and

51

Maritime Services – Road Re-sheeting Grant – $90,000 and Bike Plan Grant $40,000).

Expenses from Continuing Operations are $363,681 lower than forecast principally due to lower Employee Benefits and Costs of $152,307 resulting from a number of staff vacancies, lower Materials and Contracts costs of $64,709 principally due to delays in the vegetation bin replacement project and a seasonal variation in cleansing contract services which has been partially offset by higher costs in the disposal of domestic waste. Lower Other Expenses of $143,819 are principally due to reduced expenditure in electricity charges for Street Lighting.

For the full financial year the Surplus from Continuing Operations is anticipated to decrease by $268,020 to $451,707. Income from Continuing Operations is forecast to increase by $90,435 comprising an increase in Rates and Annual Charges of $48,820 relating to Domestic Waste, an increase in User Charges and Fees of $109,355 for the reasons noted above and an increase in Grants and Contributions – Operating Purposes of $9,436, partially offset by a decrease in Other Revenues of $59,400. Expenses from Continuing Operations are forecast to increase by $376,455 comprising an increase in Materials and Contract costs of $556,454 due to increased costs in the disposal of domestic waste offset by decreases in Employee Benefits & Oncosts of $30,000 and Other Expenses of $100,000 for the reasons noted above and decrease in Internal Charges of $50,000 relating to stormwater priority works.

Key Highlights

Footpath and Cycleway

Under the Transport for NSW Transport Access Program, grant funding of $520,000 was received for footpath works to improve access to transport at interchanges in Dee Why and Brookvale. These works have now been completed and include footpath improvements along Orara Road, Allambie Heights; Sturdee Parade, Dee Why; Pittwater Road, Collaroy; and Moorilla Street, Dee Why.

Footpaths have also been renewed in various locations including Forestville, Frenchs Forest, Cromer and Belrose.

Roads, Traffic and Streetscaping

In January, Council implemented a new pavement rehabilitation technique using foam bitumen to renew the road surface of Wyadra Avenue from Oliver Street to Hubert Street in Freshwater. This stabilisation technique replaces the need to undertake a full payment reconstruction. Where appropriate, this technique will be used on other local roads, creating greater efficiency and allowing more road pavement to be renewed on our road network.

Repair and resurfacing of a number of other roads was also completed including Fisher Road, Dee Why; Glen Street, Belrose; Federal Parade, Brookvale and Regina Avenue, Brookvale. New line marking was completed on all resurfaced roads. Repair of kerb and gutter was completed in Glen Street, Belrose and Fisher Road, Dee Why. Rock cutting and slope stability improvement works were completed at Ryan Place, Beacon Hill and St David Avenue, Dee Why.

Carpark repair and resurfacing was completed in Harbord Park Carpark, Freshwater and removal of tree roots and repair patching was completed in Jamieson Carpark, Narrabeen.

A number of works being undertaking as part of the Warringah Bike Plan Implementation Program are nearing completion including concrete works at Gibbs Street, Manly Vale and line marking and sign posting at Cornwell Road, Sloane Crescent and Campbell Parade, Manly Vale. In addition, concrete cycle way works on Allambie Road, Allambie were completed.

52

Bicycle wheeling ramps were installed on stairways at Greycliffe Street, Queenscliff and Moorilla Street, Dee

Why allowing cyclists to easily wheel their bikes up and down the stairways.

The 2014/15 Bus Stop Renewal Program is now complete with a total of 25 bus stops and associated accessibility improvements completed throughout Warringah.

The Warringah Traffic Committee was held in February and March and considered 38 report items on traffic and road safety.

Waste and Cleansing

Warringah's Waste Education team hosted eight community workshops on a wide range of topics including marine waste awareness, waste reuse strategies, recycling, food waste, worm farming, composting and ways in which schools can reduce their food waste.

Council participated in three major events throughout the summer, including Water Wonderland, Australia Day and CleanUp Australia Day. CleanUp Australia Day , which was held on 1 March 2015, was very successful with over seven tonnes of waste being recovered from 26 public sites throughout Warringah.

A new recycling campaign called 'Sort It Out' was launched encouraging residents to recycle as much as possible from all rooms in their homes. Four postcards have been produced and filming has begun to produce two short films for various media such as the Council website, 'Facebook' and 'You Tube'.

A project to improve recovery of construction and demolition waste continued with the completion of a new plan and guidelines for new Development Applications. Community consultation was conducted with three workshops held and input received from developers, builders and building certifiers.

Council also began a review of internal waste from all office operations through Council to ensure that waste from our own offices is minimised and recycled as much as possible.

Works

Works Maintenance has completed 4376 road and drainage maintenance tasks so far this year. Further road grading works have been completed in Terrey Hills, Duffys Forest and along Linden Ave, Belrose. Vegetation control works in these locations and along Cottage Point Road were also competed.

Overall Progress Capital Works and Key Initiatives

Service Area Programs

Key: On track Completed Not proceeding Will not be delivered by 30 June

53

Program - Footpaths and Cycleways

	Capital Works	Year To Date Actuals	Year To Date Budget	Annual Original Budget	Annual Revised Budget
	Bike Plan Implementation	$205,351	$124,335	$200,000	$201,000
	The Bike Plan program is tracking ahead of schedule. Concrete works for Gibbs Street Manly Vale are 99% complete with some minor public utility works to be completed. Line marking and signposting Cornwell Road, Sloan Crescent and Campbell Parade are 99% complete. Concrete works on Allambie Road are complete. Additional handrail works and a retaining wall were required for safety purposes in Allambie Road that are due to be completed in April 2015.				
	Footpath new	$503,855	$444,000	$0	$544,000
	Under Transport for NSW Transport Access Program, footpath works funded by a grant ($520,000) to improve access to transport interchanges in Dee Why and Brookvale have been 99% completed. Footpath projects have been completed along Sturdee Parade, Dee Why, Pittwater Road, Collaroy, Amourin Street and Pittwater Road, Brookvale, Fishbourne Road and Orara Road, Allambie Heights and Corrie Road, North Manly. Moorilla Street stairs and bike wheeling ramp project has been completed. Shared path projects in McIntosh Rd, Narraweena, Fisher Road, Dee Why and Grosvenor Place, Brookvale have been completed.				
	Footpath renewals	$301,394	$313,750	$365,000	$365,000
	The footpath renewal program is on target. All planned work in Brookvale, Wheeler Heights, Cromer, Narrabeen and Narraweena has been completed. Work is currently underway in Dee Why.				
	Total Capital Expenditure	**$1,010,601**	**$882,085**	**$565,000**	**$1,110,000**

Program - Roads, Traffic and Streetscaping

	Capital Works	Year To Date Actuals	Year To Date Budget	Annual Original Budget	Annual Revised Budget
	Bus stop renewals	$39,920	$52,000	$52,000	$52,000

54

	The works related to bus stop improvements in Stage 2 (at 14 stops) are now complete as follows: • 168 Alfred St, Narraweena • 184 Alfred St, Narraweena • 254 Allambie Rd, Allambie Heights • 375-379 Condamine St, Manly Vale • 75 Kenneth Rd, Manly Vale • 17 Starkey St, Forestville • 18 Starkey St, Forestville • 2 Starkey St, Forestville • 1015 Pittwater Rd, Collaroy • Pittwater Rd, opposite Sterland Ave, Manly Vale • 996 Pittwater Rd, Collaroy • Opposite 246 Allambie Rd, Allambie Heights • 189 Allambie Rd, Allambie Heights • Outside 1 Sunlea Place in Allambie Rd, Allambie Heights The works related to bus stop improvements in Stage 1 (at 11 stops) have been completed as follows: • 29 McIntosh Rd Dee Why (site 73) • McIntosh Rd at the corner of 2 Vale Av, Dee Why • Fisher Rd at the corner of 2 Tor Rd, Dee Why • Sydenham Rd at the corner of 658 Pittwater RD, Brookvale • McIntosh Rd opposite 103 McIntosh Rd, Narraweena • 20 Truman Ave Cromer • 165 Allambie Rd, Allambie Heights • McIntosh Rd opposite 50 McIntosh Rd, Narraweena • 65 Windborne Rd, Brookvale • 132 Ocean St, Narrabeen • 3 Starkey Street, Forestville				
✓	**Car park renewals**	$139,425	$140,000	$140,000	$140,000
	Repair and resurfacing of the following carparks have been completed in 2014/15: • Narrabeen Surf Club, Narrabeen • Truman Ave Shops carpark, Cromer • Sorlie Rd Shops Carpark, Frenchs Forest • Harbord Park Carpark, Freshwater • Jamieson Car Park, Narrabeen.				
→	**Dee Why Town Centre - design and construction of new traffic facilities and streetscape works**	$469,722	$640,188	$516,000	$964,608
	Stage 2 (Preliminary Design) - design works has commenced and is on schedule. The project is on target for public exhibition and community consultation in May / June 2015 of Preliminary Designs for Stage 1 Upgrade works. Presentations to the Council Strategic Reference groups was undertaken in March 2015 for feedback on design options.				
✓	**Kerb and gutter renewals**	$115,000	$115,000	$115,000	$115,000

55

Kerb and Gutter Renewals Program 2014/15 is complete. Under this program, renewal of kerb and gutter was completed in the following streets:

- Londonderry Drive, Killarney Heights
- Pacific Parade, Dee Why
- Lady Davidson Circuit, Forestville
- Fisher Road, Dee Why
- Sorlie Road, Frenchs Forest
- Bangaroo Street, North Balgowlah
- David Road, Collaroy
- Douglas Place, Cromer
- Glen Street, Belrose
- Fisher Road, Dee Why

→	**Retaining wall renewals**	$61,719	$106,000	$106,000	$106,000

All rock cutting and slope stability improvement works have been completed at Ryan Place, Beacon Hill and St David Avenue, Dee Why. There are some further payments required for this project however there will be a saving in this program that will be redirected to the footpath renewal program for works required in Allambie Road. This will be done as part of the March budget review process.

→	**Road resheeting program**	$2,799,955	$2,873,650	$2,958,000	$3,121,964

Repair and resurfacing of the following streets was completed in 2014/15:

- Ronald Avenue from Waratah Parade to Lascelles Road, Narraweena
- Lascelles Road from Ronald Avenue to Turning Circle (North), Narraweena
- Wabash Ave (West) from Carrington Avenue to west end, Cromer
- Grace Avenue from Altona Avenue to Fitzpatrick Avenue, Forestville
- Narabang Way from Minna Close Roundabout to Garigal Road Roundabout, Belrose
- Kambora Avenue from Borgnis Street to Stone Parade, Davidson
- Woodbine Street from Bangaroo Street to Eileen Street, North Balgowlah
- Pacific Parade from Griffin Road to House No. 97 (Wheeler Parade), Dee Why
- South Creek Road from Thew Parade to Fisher Road, Cromer
- Old Pittwater Road from Clearview Place to Green Street, Brookvale
- Booralie Road from property No.97 to property No.87, Terrey hills
- Orchard Road from Pittwater Road to Mitchell Road, Brookvale
- The Drive, Dick Street & Seddon Hill Road from Evans Street to Carrington Parade, Freshwater
- Bangaroo Street from Burnt Creek to St Paul Road, North Balgowlah
- Ralston Avenue from Forest Way to Pringle Avenue, Belrose
- Sorlie Road Pringle Avenue to Berrinda Place, Frenchs Forest
- McIntosh Road from Cousins Road to Willandra Road, Beacon Hill
- David Road from Anzac Avenue to Plateau Road, Collaroy Plateau
- Hendy Avenue from Kent Street to Anzac Avenue, Collaroy
- Glen Street from Pringle Avenue to Merelyn Road , Belrose
- Fisher Road from Holborn Avenue to Ilikai Place, Dee Why
- Federal Parade from Alfred Road to Pine Avenue, Brookvale
- Regina Avenue from Federal Parade to Cul-De-Sac, Brookvale

Cement stabilisation and asphaltic concrete wearing course of Truman Avenue from Maybrook Avenue to Macquarie Street, Cromer was completed.

Foam bitumen stabilisation and asphaltic concrete wearing course of Wyadra Avenue from Oliver street to Hubert Street, Freshwater was completed.

56

All the newly resurfaced roads line markings were completed

	Total Capital Expenditure	**$3,625,741**	**$3,926,838**	**$3,887,000**	**$4,499,572**

	Key Initiatives
	Road Safety Education Program
	The Warringah Road Safety Program continued in conjunction with Shore Regional Organisation of Councils (SHOROC) to increase community awareness of the road rule that allows yellow lines to designate no stopping zones. There has been varying community awareness of the meaning of these lines and therefore Councils are working together to raise awareness of this road rule. An education campaigned called "Distracted" is currently under way in conjunction with partner Councils. This campaign highlights the important safety issues around not using mobile phones while driving. Warringah, in partnership with Manly Council, hosted another child restraint checking day on the 12 March with over 30 residents attending. This important event helps to ensure that child restraints are correctly installed throughout the northern beaches.

Program - Waste and Cleansing

	Key Initiatives
	Review the domestic waste and recycling service in preparation for the implementation of waste processing facilities at Kimbriki
	This project is dependent on the completion of a tender for waste processing facilities at Kimbriki. It will commence once the outcome of that tender process is known.
	Waste Education Program
	Warringah's Waste Education team hosted eight community workshops on a wide range of topics including marine waste awareness, waste reuse strategies, recycling, food waste, worm farming, composting and ways in which schools can reduce their food waste. Council also participated in three major events throughout the summer, including Water Wonderland, Australia Day and CleanUp Australia Day. CleanUp Australia Day, which was held on 1 March 2015, was very successful with over seven tonnes of waste being recovered from 26 public sites throughout Warringah. A new recycling campaign called 'Sort It Out' was launched encouraging residents to recycle as much as possible from all rooms in their homes. Four postcards have been produced and filming has begun to produce two short films for various media such as the Council website, 'Facebook' and 'You Tube'. A project to improve recovery of construction and demolition waste continued with the completion of a new plan and guidelines for new Development Applications. Community consultation was conducted with three workshops held and input received from developers, builders and building certifiers. Council also began a review of internal waste from all office operations through Council to ensure that waste from our own offices is minimised and recycled as much as possible.

Strategic Planning

Service Area Financial Results

Service Area Income and Expenditure Budget, Actual Expenditure, and Forecast

Description	Year To Date Actuals $	Year To Date Budget $	YTD Variance $	Annual Original Budget $	Annual Revised Budget $	Annual Current Forecast
INCOME FROM CONTINUING OPERATIONS						
Rates and Annual Charges	2,932,531	2,932,531	0	3,659,289	3,679,289	3,679,289
User Charges & Fees	367,822	423,370	(55,548)	569,570	564,032	564,032
Other Revenues	0	0	0	70,000	0	0
Grants and Contributions - Operating Purposes	0	0	0	77,500	46,500	0
Total Income from Continuing Operations	**3,300,353**	**3,355,901**	**(55,548)**	**4,376,358**	**4,289,820**	**4,243,320**
EXPENSES FROM CONTINUING OPERATIONS						
Employee Benefits & Oncosts	(1,436,521)	(1,559,129)	122,608	(2,098,281)	(2,018,062)	(1,947,239)
Materials and Contracts	(396,281)	(645,235)	248,953	(732,602)	(889,274)	(799,950)
Other Expenses	(433,090)	(514,624)	81,534	(525,322)	(535,322)	(453,969)
Internal Charges	(87,328)	(89,672)	2,344	(128,491)	(117,500)	(117,500)
Overhead Allocation	(668,742)	(668,742)	0	(891,663)	(891,663)	(891,663)
Total Expenses from Continuing Operations	**(3,021,962)**	**(3,477,401)**	**455,439**	**(4,376,359)**	**(4,451,821)**	**(4,210,321)**
Total Surplus (Deficit) from Continuing Operations	**278,391**	**(121,500)**	**399,891**	**(0)**	**(162,000)**	**32,999**

Year to Date Actuals and Annual Forecast
A Surplus from Continuing Operations of $278,391 has been incurred to the end of the third quarter principally due to lower than anticipated expenses.

The lower Income from Continuing Operations relates to User Charges & Fees and is predominantly a result of reduced fees for Section 149 certificates and planning proposals.

Employee Benefits and Oncosts are lower due to staff vacancies. Savings in Materials and Contracts are due to both timing on expenditure for contract services as well as the delays in projects. Other Expenses are less than forecast predominantly as a result of savings in our annual contributions to SHOROC.

For the full financial year a Surplus from Continuing Operations of $33,000 is now anticipated. Grants and Contributions are reforecast to $0 as a result of the postponement of grant funding for the Northern Beaches Hospital Structure Plan. Employee Benefits and Oncost are forecast to decrease by $70,823 due to staff vacancies year to date. Materials and Contracts have been reduced by $89,324 and Other Expenses by $81,353 to reflect the abovementioned variances.

Key Highlights

Northern Beaches Hospital Structure Plan
Following community engagement during 2014, work progressed on developing the structure plan. State Government Agencies were briefed on the emerging structure plan which highlighted further work and commitments required in relation to traffic and transport infrastructure to support the growth. Exhibition of the draft structure plan has been delayed due to this further work with State Agencies.

Overall Progress Capital Works and Key Initiatives

Capital Works

Nil

Key Initiatives

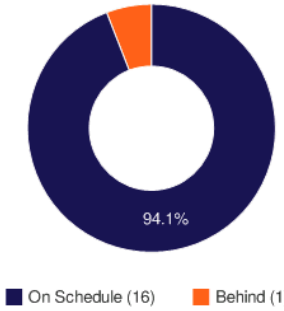

Overall

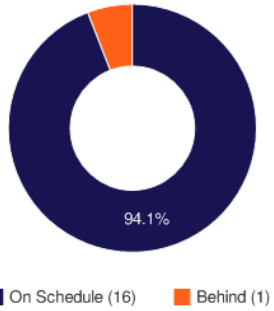

Service Area Programs

Key: On track Completed Not proceeding Will not be delivered by 30 June

Program - Economic Development

	Key Initiatives
	Host the Northern Beaches Business Awards
	Scheduled to start on 01/04/2015
	Host the Northern Beaches Career expo
	Warringah Council will be participating in the Expo with a display stand at the event
	Host the Warringah Business Expo
	The Warringah Business Expo (Love my Business) is organized by Warringah Chamber of Commerce and Warringah council in the past has attended. Warringah Chamber of Commerce will not be running this event in 2015, so council will not be participating this year.

Program - Land and Urban Planning

	Key Initiatives
	Amend the planning controls to deliver the Dee Why Town Centre vision
	The Department of Planning and Environment has provided feedback on the Gateway application which requires further refinement of the proposal before determination is issued. The planning proposal is expected to gain Gateway Determination around May / June 2015 after which it will be placed on public exhibition for comment.

	Develop a new Section 94A development contributions plan and works program
	The draft 2015 Contribution Plan will be reported to Council on 28 April to endorse the public exhibition of the plan.
	Develop Warringah's local planning strategy to achieve the NSW government's housing and jobs targets for Warringah
	Scheduled to start on 01/04/2015
	Evaluate planning proposals lodged by external parties
	Pre-Gateway Applications Wyndora Ave terrace style housing proposal - Council has endorsed the application and the submission for Gateway Determination is being prepared. Dee Why Town Centre changes to reflect Master Plan - Further work being undertaken with the Department of Planning to progress this application for Gateway Determination Post Gateway Site B (Meriton) in Dee Why received Gateway Determination in February. - Work is being done to meet the conditions of the Determination before the proposed is publicly exhibited. Ralston Ave, Belrose rezoning for residential - work is being undertaken with State Agencies and the applicant to progress the application for exhibition.
	Implement the findings of the Council carparks review
	A report has been prepared for the Council meeting of 28 April addressing the proposal to rezone 3 carparks from Public recreation to reflect the surrounding land zones.
	Investigation of land use in Oxford Falls Valley based on directions from the Planning Assessment Commission
	Stage 1 of the Strategic Review has been adopted by Council. This is to submit a Gateway Application to bring deferred lands under Warringah Local Environmental Plan 2011. The Gateway Application was sent to the Department on 27 March and a determination is awaited. Progression to Stage 2 - investigations for future landuses is subject to a Council resolution indicating that the Department should undertake these studies
	Respond to the development of the new planning act
	Project closed. No official response from Department Planning to whether the new Act will progress.
	Review bush fire prone land
	Council has submitted proposed mapping changes to the Rural Fire Service for their consideration before publicly exhibiting the maps in May or June 2015.
	Update of the Warringah Development Control Plan to maintain currency with related planning strategies
	The proposed changes are being drafted following consultation with business units within Council. A report will be prepared in the coming months for Council to endorse the public exhibition of proposed changes.
	Work with the NSW government in planning for the new Northern Beaches Hospital at Frenchs Forest

60

	Council has worked with the Department of Planning and NSW Health in preparation of the application to construct the hospital. The application is currently under assessment for determination by Department of Planning
	Work with the NSW government to deliver a Structure Plan for the precinct surrounding the new Northern Beaches Hospital at Frenchs Forest
	Progress of the draft Hospital Precinct Structure Plan has been delayed to allow for State Agencies to address long term transport and road infrastructure needs for the anticipated growth of the centre.
	Work with the NSW government to investigate the Bus Rapid Transit on the Northern Beaches
	Work on the Bus Rapid Transport system is continuing by NSW Transport. Council is working with State Government agencies to implement its 'Northern Beaches Transport Action Plan' involving increased car parking and bus services within the region. Council is also working with state agencies to deliver bus transport improvements in and around the proposed Northern Beaches Hospital at Frenchs Forest.

Program - Sustainability Planning

	Key Initiatives
	Implement the Environmental Sustainability Strategy
	Council's web content is being prepared in relation to Environmental and Community Sustainability. Work is also being undertaken to review corporate and community strategic carbon emission targets
	Implement the Sustainable Transport Strategy
	Council's has acquired a new e-bike and a plug in point at the Civic Centre has been confirmed. A trial of this new bike will commence shortly.

61

Warringah Aquatic Centre

Service Area Financial Results

Service Area Income and Expenditure Budget, Actual Expenditure, and Forecast

Description	Year To Date Actuals $	Year To Date Budget $	YTD Variance $	Annual Original Budget $	Annual Revised Budget $	Annual Current Forecast
INCOME FROM CONTINUING OPERATIONS						
Rates and Annual Charges	1,452,533	1,452,533	0	1,924,682	1,924,682	1,924,682
User Charges & Fees	1,786,768	1,898,788	(112,020)	2,446,386	2,446,386	2,446,386
Other Revenues	163,159	149,925	13,233	190,008	190,008	190,008
Total Income from Continuing Operations	**3,402,460**	**3,501,247**	**(98,787)**	**4,561,076**	**4,561,076**	**4,561,076**
EXPENSES FROM CONTINUING OPERATIONS						
Employee Benefits & Oncosts	(1,696,130)	(1,733,659)	37,529	(2,242,603)	(2,242,603)	(2,242,603)
Borrowing Costs	0	0	0	0	0	0
Materials and Contracts	(381,348)	(451,718)	70,370	(565,229)	(565,229)	(550,229)
Depreciation and Amortisation	(242,432)	(242,432)	0	(322,948)	(322,948)	(322,948)
Other Expenses	(225,593)	(277,349)	51,756	(369,798)	(369,798)	(369,798)
Internal Charges	(30,603)	(32,748)	2,146	(42,707)	(42,707)	(42,707)
Overhead Allocation	(763,340)	(763,340)	0	(1,017,791)	(1,017,791)	(1,017,791)
Total Expenses from Continuing Operations	**(3,339,446)**	**(3,501,247)**	**161,801**	**(4,561,076)**	**(4,561,076)**	**(4,546,076)**
Total Surplus (Deficit) from Continuing Operations	**63,014**	**(0)**	**63,014**	**(0)**	**(0)**	**15,000**

Year to Date Actuals and Annual Forecast

The Surplus from Continuing Operations of $63,014 is principally due to lower than anticipated expenses partially offset by lower than anticipated income.

The lower than anticipated income is due to fewer attendances at school carnivals, casual adult swims and lower attendances overall. Our Squad program is also tracking below forecast.

The lower than anticipated expenditure is mainly due to lower electricity and the timing of maintenance which is planned to be conducted during the April shutdown.

For the full financial year a Surplus from Continuing Operations of $15,000 is now anticipated. This surplus will be directed to additional Capital Works within the centre.

Key Highlights

January to March is full of cheering and a spirit of competition as school and zone carnivals are held at the Warringah Aquatic Centre.

The centre held over 40 carnivals, records were broken and our grandstands were filled with supporters and spectators.

Several programs are reshuffled during this time to accommodate the carnivals and all programs have now resumed and lane space is available.

Our outdoor pool has seen reduced operating hours since the cooler weather set in and it will now reopen in Spring.

Overall Progress Capital Works and Key Initiatives

Capital Works

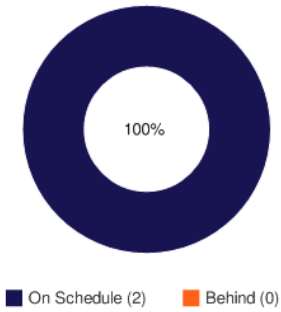

Key Initiatives

Nil

Overall

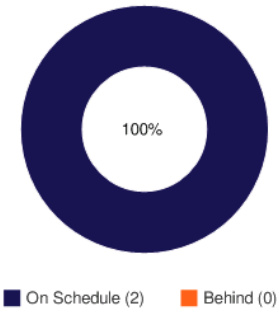

Service Area Programs

Key: On track Completed Not proceeding Will not be delivered by 30 June

Program - Recreation and Wellness

	Capital Works	Year To Date Actuals	Year To Date Budget	Annual Original Budget	Annual Revised Budget
	Replacement of heat pumps	$16,645	$66,750	$251,000	$281,000
	This project to replace the heat pumps at the Warringah Aquatic Centre is on schedule with Council appointing Sunbather Pty Ltd for the supply and installation of three heat pumps. The installation of the new heat pumps is on track to be completed and operational by 10 April 2015 and ready for use by the Aquatic Centre customers at the end of the Easter shut down period.				
	Warringah Aquatic Centre - plant and equipment renewals	$29,698	$28,997	$44,000	$34,000
	There has not been any spend in March for plant and equipment renewals. The upcoming shutdown in April to perform critical facility works will include maintenance on plumbing issues relating to water temperature as well as overall facility maintenance.				
	Total Capital Expenditure	**$46,343**	**$95,747**	**$295,000**	**$315,000**

63

Corporate Services

Service Area Financial Results

Service Area Income and Expenditure Budget, Actual Expenditure, and Forecast

Description	Year To Date Actuals $	Year To Date Budget $	YTD Variance $	Annual Original Budget $	Annual Revised Budget $	Annual Current Forecast
INCOME FROM CONTINUING OPERATIONS						
Rates and Annual Charges	29,628,359	29,399,570	228,789	9,013,936	9,013,936	9,241,936
User Charges & Fees	572,924	542,728	30,195	644,420	640,770	649,270
Investment Fees and Revenues	2,209,925	2,185,497	24,428	2,875,000	2,875,000	2,875,000
Other Revenues	4,213,728	4,035,501	178,226	5,227,647	5,227,647	5,321,775
Grants and Contributions - Operating Purposes	738,923	740,000	(1,077)	745,000	745,000	745,000
Grants and Contributions - Capital Purposes	6,864,466	4,068,696	2,795,770	1,600,000	4,068,696	7,396,225
Gains on disposal of Assets	216,249	223,590	(7,341)	298,120	298,120	264,620
Total Income from Continuing Operations	**44,444,573**	**41,195,583**	**3,248,990**	**20,404,123**	**22,869,169**	**26,493,826**
EXPENSES FROM CONTINUING OPERATIONS						
Employee Benefits & Oncosts	(13,975,532)	(14,188,029)	212,497	(18,950,472)	(18,915,472)	(18,428,552)
Borrowing Costs	(27,910)	(23,473)	(4,437)	(26,827)	(50,332)	(54,332)
Materials and Contracts	(6,958,162)	(7,705,921)	747,760	(10,672,196)	(10,622,056)	(9,953,462)
Depreciation and Amortisation	(4,113,110)	(4,131,360)	18,250	(6,087,275)	(6,095,260)	(6,095,260)
Other Expenses	(2,653,492)	(3,115,171)	461,679	(4,057,360)	(4,077,360)	(4,024,288)
Share of Interest In Joint Venture	0	0	0	0	0	0
Internal Charges	3,207,320	3,226,689	(19,370)	4,271,844	4,270,109	4,269,329
Overhead Allocation	14,214,586	14,214,586	0	18,952,831	18,952,831	18,952,831
Total Expenses from Continuing Operations	**(10,306,300)**	**(11,722,679)**	**1,416,379**	**(16,569,455)**	**(16,537,541)**	**(15,333,735)**
Total Surplus (Deficit) from Continuing Operations	**34,138,274**	**29,472,904**	**4,665,370**	**3,834,668**	**6,331,628**	**11,160,091**

Year to Date Actuals and Annual Forecast

The Surplus from Continuing Operations at the third quarter is tracking higher than forecast by $4,665,370 due to both higher than anticipated income and lower than anticipated expenses.

64

Income from Continuing Operations is tracking higher than forecast by $3,248,990. The higher income is due to higher rates income $228,789, higher User Charges & Fees of $30,195 related to venue hire, s603 certificates

and s611 charges, higher Investment Fees & Revenues of $24,428, higher Grants and Contributions - Capital Purposes of $2,795,770 from s94A contributions associated with a number of larger developments and the capital contribution of $2.1m for North Curl Curl Sports and Community Centre being transferred on to Council's asset register and higher Other Revenue due to reimbursement of contributions of $92,986 for the Rural Fire Service as a result of changes in accounting treatment, the sale of vehicles to the State Emergency Service of $19,878 and higher rental income principally due to timing.

Expenses from Continuing Operations are tracking lower than forecast by $1,416,379. This is largely due to lower Employee Benefits and Oncosts as a result of staff vacancies, lower Materials and Contracts due to savings and lower Other Expenses due to lower insurance claims and lower water charges and promotional costs.

For the full financial year the Surplus from Continuing Operations is forecast to increase by $4,828,463 to $11,160,091. Income from Continuing Operations is forecast to increase by $3,624,657 reflecting the higher s94A contributions noted above. Expenses from Continuing Operations are forecast to decrease by $1,203,806 representing decreases in Employee Benefits and Oncosts of $486,920 related to ongoing vacancy savings, Materials and Contracts of $668,594, Other Expenses of $53,072 partially offset by an increase in borrowing costs related to finance lease for office equipment of $4,000.

Key Highlights

Construction Commences on the new Northern Beaches PCYC and Car Park:
In January 2015, the construction of the new northern beaches Police Citizens Youth Club (PCYC) and three level car park commenced. This project is scheduled to be completed in July 2016 and will deliver fantastic new facilities including indoor sports courts, recreation rooms and youth areas to the northern beaches.

In this period, the Audit and Risk Committee met to review progress of the Internal Audit program and the management of Council's strategic risks.

Work has been undertaken to prepare for an internal Business Continuity test event that will assess our capability to respond to a considerable business interruption. It is not expected that this test event will affect service delivery for the community.

The Business Excellence (BE) team maintains its commitment to capacity and capability building within the organisation through the ongoing provision of training to new and existing colleagues via Tuning Into Excellence (TIE) and Business Process Management (BPM) training.

The BE team also hosted and facilitated meetings of the Business Improvement Network (BIN) thereby continuing to provide a forum for the organisation's network of business improvement professionals to come together, network, develop and enhance the strong culture of continuous improvement we have at Warringah.

The team continues to deliver business improvement benefits to our internal customers through a variety of initiatives. This has included the mitigation of key strategic risks through a series of Audit Committee actions, reviewing the organisation's grass roots cultural Just Do It (JDI) continuous improvement program, and the transition requirements of the Collections Management Service Review for Warringah Council Libraries. All of these initiatives are delivered in line with the organisation's business improvement methodology to role model best practice business excellence within the organisation.

Customer Service Support Centre
The Customer Service Centre continues to deliver a high quality service to the community and our internal customers. For January to March the centre achieved;
1. first contact resolution rate of 99%, exceeding our target of 90%
2. an error rate 2.3%, exceeding our target of <3%.

65

Community Database
The Community Database Improvement Program continues to be a priority and to date over 222,000 records have been updated.

Online Request a Service
Online requests continue to be a convenient method for our customers to initiate requests and 909 requests were received online between January and March, which represents around 9.3% of total customer requests. As a quick and reliable alternative, online requests are actioned by staff within a 1 working day turnaround.

Customer Satisfaction and Feedback Survey
For January to March, 729 online Customer Satisfaction Surveys were completed which represents 34% of our customers providing valuable feedback on our service. Our overall approval rating remains high at 78%. Customers cite ease of contact, staff knowledge and timely service as key positive indicators.

MARKETING AND COMMUNICATIONS
Media and digital teams have created a new website www.northernbeaches.sydney to support the community engagement for the Fit for the Future Program. This has been promoted and enhanced with social media properties on Facebook, Twitter and Instagram.

Council's main social media properties have continued to increase in popularity and influence. Facebook likes have increased from 8,548 to 8,741, Twitter followers have grown to 3,437, and Instagram has 1,600 followers.

The media team has successfully promoted events such as Australia Day and the opening of the Narrabeen Lagoon trail with coverage obtained in print, radio and TV.

Overall Progress Capital Works and Key Initiatives

Service Area Programs

Key: On track Completed Not proceeding Will not be delivered by 30 June

Program - Community Buildings

	Capital Works	Year To Date Actuals	Year To Date Budget	Annual Original Budget	Annual Revised Budget
→	**Community buildings renewal works**	$100,652	$65,437	$65,000	$110,605

66

	This program of works to Community Buildings is progressing to plan, with minor works completed at the Oxford Falls Peace Park, the Lionel Watts community space, the Harbord Literary Institute and the Forestville Youth Centre. Unallocated funds of $5,000 from 2013/14 were carried forward into this financial year for this project.				
	Total Capital Expenditure	**$100,652**	**$65,437**	**$65,000**	**$110,605**

Program - Council Property Portfolio

	Capital Works	Year To Date Actuals	Year To Date Budget	Annual Original Budget	Annual Revised Budget
✓	**Acquisition of 30 Oaks Avenue, Dee Why**	$2,000,060	$2,000,000	$0	$2,000,000
	The purchase of 30 Oaks Avenue, Dee Why for the future creation of open space in central Dee Why has been completed, with the transfer of title occurring on 12 December 2014.				
→	**Civic Centre - fire safety upgrades**	$466,627	$450,000	$520,000	$480,000
	This project to replace and upgrade a number of the Civic Centre's fire safety systems is complete and operational with only some minor defects works remaining prior to finalising the project.				
→	**Dee Why Town Centre - parking and community facility**	$1,995,359	$2,305,000	$10,474,147	$5,855,000
	This project to deliver a three level car park and community facilities in Dee Why is on schedule. Prime Constructions began on site on 19 January 2015, with the excavation phase well under way and expected to continue until May 2015.				
→	**Operational facilities - renewals**	$31,595	$63,276	$100,000	$100,000
	The primary focus of this program of works is a range of minor renewal projects to the Dee Why Library. Toilet refurbishment works have been completed and works on the reception area are on schedule to be completed by June 2015				
	Total Capital Expenditure	**$4,493,641**	**$4,818,276**	**$11,094,147**	**$8,435,000**

Program - Customer Support and Communications

	Key Initiatives
→	**Develop and implement a consistent suite of digital communications tools that work as a platform for an improved community engagement**
	The latest updates to the Your Say section of the website have been in place since February and are working well. Further work on the volunteering calendar has been postponed until July due to other work priorities and staff vacancies. The new website northernbeaches.sydney was launched to to engage the public on Fit for The Future and includes an online survey. Social media properties on Twitter, Facebook and Instagram are in operation to support and promote the engagement.

Program - Public Amenity Improvements

	Capital Works	Year To Date Actuals	Year To Date Budget	Annual Original Budget	Annual Revised Budget

67

	Amenities buildings renewal works	$120,086	$120,000	$120,000	$120,000
	The major deliverable for this program was the renewal works to the public amenities within the Narrabeen Surf Life Saving Club building. These were successfully completed in August 2014 and the toilets are open for public use.				
	Narrabeen Lakes Sailing Club - public amenity improvement	$123,858	$128,183	$220,000	$128,631
	This renewal of the existing toilets and the construction of a new accessible toilet adjacent to the Narrabeen Lakes Sailing Club in Jamieson Park, was successfully completed in December 2014.				
	Nolans Reserve, North Manly - construction of new amenities to replace existing facilities on site	$0	$0	$42,206	$42,206
	Works on the amenities renewals in Nolan's Reserve will be progressed once the District Park Plan of Management has been completed - this is now projected to be mid 2015 and as such the funds for this project are proposed to be pushed into next year's capital works program.				
	St Matthews Farm Reserve, Cromer - upgrade of existing public amenity building	$700,037	$774,598	$721,488	$777,243
	This project, which delivers an improved sports amenities building containing a club room, change rooms, public amenities, storage and a canteen, has been completed. Note that this project had unspent funds from 2013/14 carried into this financial year of the project.				
	Total Capital Expenditure	**$943,981**	**$1,022,781**	**$1,103,694**	**$1,068,080**

Program - Service Support and Improvement

	Capital Works	Year To Date Actuals	Year To Date Budget	Annual Original Budget	Annual Revised Budget
	Heavy plant replacement program	$395,111	$573,000	$680,000	$690,000
	The Plant Replacement program expenditure was forecast as $573,000 with actual expenditure of $395,111, being $177,898 less than forecast The lower than forecast expenditure is a result of the full review by Parks and Reserves (PRF) of the current broad acre mowing service delivery including the plant and equipment required. The review was completed in March and the review identified the need to replace the current "Lawn Master" system with a tractor and mowing deck at a total cost of $130,000. The replacement plant was ordered in March with delivery expected in mid April. The review also identified two existing ride on mowers for replacement at a total cost of $60,000, this plant to be ordered in April. The annual forecasted budget of $690,000 remains on target.				
	IT infrastructure - new works	$7,020	$77,850	$82,000	$82,000

Council's program of IT infrastructure new works is progressing as follows:

The need for additional data storage in the production data centre is not required, however the existing blade servers require updating and expanding. The budget for the new data storage has been transferred to the IT Infrastructure Renewals program to facilitate the renewal of the blade servers.

A number of new mobile devices have been purchased to date, with three remaining to be purchased by 30 June 2015.

Installation of new network cabling at Forestville Library to facilitate the relocation of the Public PCs has been approved and scheduled to occur mid to late May 2015.

With the above changes, the full year forecast is proposed to be revised from $82,000 to $13,000.

	IT infrastructure - renewals	$255,051	$260,400	$400,000	$270,400

The program of new IT infrastructure renewals is progressing as planned as follows:

Annual replacement of printers, PC's and Notebooks:
• 53 PCs, 35 Thin Clients and 2 notebooks due for replacement by 30 June 2015
• 53 PCs, 29 Thin Clients and 2 Notebooks have been replaced as at 31 March 2015
• 6 Thin Clients remain to be replaced by 30 June 2015.

The upgrade of Council's IT backup hardware was completed in March 2015.

Renewal of the fibre link between the Civic Centre and Cromer Admin building was completed in February 2015 as planned.

Replacement of the CoSign server was completed in March 2015.

Replacement of the Library Management System back-up Tape Unit was completed in March 2015.

Upgrade of the Microsoft Exchange server from 2003 to 2010 is in progress. The server has been upgraded and the migration of the mailboxes is in progress. As at 31 March 2015, 650 of 750 mailboxes have been migrated. The remaining will be migrated by mid April 2015.

The need to replace and expand the blade servers in the production data centre has been added to the program of works. The detailed hardware design specifications have been completed and request for quotes advertised on Tender Link. The hardware will be order in April 2015 and installed by 30 June 2015.

The full year forecast is proposed to be revised from $270,400 to $438,400. The increase is for the replacement of the blade servers in the production data centre.

	IT software - new works	$85,960	$88,000	$138,000	$138,000

The program of new IT Software is progressing as planned as follows:
• Development of a new Intranet has been completed with the new site going live 17 December 2014.
• A review of Council's CoSign licences identified that 42 licences are still available for use out of a total of 200 licences. There is therefore no need to acquire additional licences.
• Council is progressing towards implementing the JRS Risk Register system that is provided free of charge to all State-wide member Councils. This reduces the budget allocated for the project.
• An order has been placed for an additional Extract-Trasact-Load (ETL) Connector licence from Technology One.

The full year forecast is proposed to be revised from $138,000 to $103,735.

69

	IT software - renewals	$0	$30,000	$165,000	$165,000
	The program of Software Renewals works is slightly behind schedule and progressing as follows: A project to review and improve Council's Workplace Health & Safety (WHS) forms is now progressing following delays due to availability of resources. The design and specification of the Incident & Injury Form has been completed and the development is in progress. Subsequent forms will be developed through to 30 June 2015. The Tender Evaluation Report for the Supply and Implementation of a Facilities and Events Bookings system was adopted by Council on 28 October 2014. The report rejected all tender submissions and recommended further negotiation with two providers. These negotiations are in progress and will be reported back to Council in either May or June 2015. The budget is currently behind forecast due to delays in the negotiation of the Facilities and Events Bookings System. As such the full year forecast is proposed to be revised from $165,000 to $8,000. The difference, $157,000, is proposed to be carried forward to 2015/16 for the acquisition and implementation of the Facilities and Events Bookings system.				
	Light plant replacement program	$1,289,712	$1,411,000	$1,600,000	$1,642,000
	Seven passenger vehicles were delivered in March to a value of $146,317. Actual expenditure year to date was $1,289,712 being lower than the forecast budget of $1,411,000. The lower than forecast expenditure of $121,288 is due to slight delay in delivery of two vehicles on order at a total cost of $70,000 and final selection of two operational vehicles. Annual forecast budget is on target with another eleven (11) vehicles planned for replacement by June.				
	Total Capital Expenditure	**$2,032,854**	**$2,440,250**	**$3,065,000**	**$2,987,400**

	Key Initiatives
	Digitisation of Council's paper-based records
	As at 1 July 2014, Council had 5,100 boxes of hard-copy records stored either offsite with Recall Management (3,800 boxes) or at Council's Depot at Cromer (1,700 boxes). Phase 5 of the digitisation project is to reduce this to 3,200 boxes (2,200 at Recall Management and 1,000 at Cromer) by 30 June 2015. As at 31 March 2015 the following progress had been made: • 650 boxes at Recall Management have been destroyed • 1,300 boxes at Recall Management identified for retrieval and scanning over the next 18 months • 250 boxes at Cromer have been prepared for destruction • 290 boxes have been digitised • 1,850 boxes remain at Recall Management.
	Improve knowledge and effectiveness of Council's organisational core processes
	The Business Excellence Team are improving organisational knowledge and effectiveness around positively influencing core processes through training and ongoing support

Good Governance

Service Area Financial Results

Service Area Income and Expenditure Budget, Actual Expenditure, and Forecast

Description	Year To Date Actuals $	Year To Date Budget $	YTD Variance $	Annual Original Budget $	Annual Revised Budget $	Annual Current Forecast
INCOME FROM CONTINUING OPERATIONS						
Rates and Annual Charges	615,700	615,700	0	1,010,842	1,030,843	1,030,843
User Charges & Fees	4,571	4,866	(295)	11,703	11,703	11,703
Grants and Contributions - Operating Purposes	2,365,757	2,331,742	34,015	3,108,989	3,108,989	3,153,989
Total Income from Continuing Operations	**2,986,027**	**2,952,308**	**33,720**	**4,131,534**	**4,151,535**	**4,196,535**
EXPENSES FROM CONTINUING OPERATIONS						
Employee Benefits & Oncosts	(1,180,105)	(1,217,491)	37,386	(1,582,887)	(1,582,887)	(1,572,888)
Materials and Contracts	(292,220)	(348,679)	56,459	(681,319)	(681,319)	(685,994)
Other Expenses	(340,290)	(408,734)	68,444	(566,384)	(566,384)	(531,084)
Internal Charges	(25,818)	(22,957)	(2,861)	(48,354)	(48,354)	(48,354)
Overhead Allocation	(939,447)	(939,447)	0	(1,252,590)	(1,252,590)	(1,252,590)
Total Expenses from Continuing Operations	**(2,777,880)**	**(2,937,308)**	**159,428**	**(4,131,535)**	**(4,131,535)**	**(4,090,910)**
Total Surplus (Deficit) from Continuing Operations	**208,147**	**15,000**	**193,147**	**(0)**	**20,000**	**105,625**

Year to Date Actuals and Annual Forecast

A Surplus from Continuing Operations of $208,147 has been achieved to the end of the third quarter due to both higher than anticipated income and lower than anticipated expenses.

Income from Continuing Operations is $33,720 ahead of forecast principally due to higher Grants and Contributions – Operating Purposes related to the Financial Assistance Grant. Expenses from Continuing Operations are $159,428 lower than forecast. This is due to lower than anticipated Employee Benefits & Oncosts Materials & Contracts and Other Expenses. The lower than anticipated Employee Benefits & Oncosts are due to both staff vacancies within the Internal Ombudsman's Office and the timing of leave principally in Corporate Strategy and Policy. The lower Materials and Contracts are principally due to timing and the lower Other Expenses related to Mayor and Councillor Expenses.

For the full financial year the Surplus from Continuing Operations is anticipated to increase by $85,625 to $105,625. Income from Continuing Operations is anticipated to increase by $45,000 relating to the Financial Assistance Grant noted above. Expenses from Continuing Operations are forecast to decrease by $40,625 principally due lower Employee Benefits and Oncosts of $10,000 within the Internal Ombudsman Office and lower Other Expenses of $35,300 largely related to lower Mayor and Councillor Expenses as noted above, partially offset by higher Materials and Contracts of $4,625 principally within the Internal Ombudsman's Office as a result of the need to use contractors to clear outstanding matters.

71

Key Highlights

Work continued on the State Government reforms regarding the future structure of Local Government on the Northern Beaches. Council resolved to consult with the public on 5 scenarios following the release of economic modelling and a public opinion survey. Consultation has been open through March and continuing through April. Central to informing the community and receiving feedback is a new webpage Northernbeaches.sydney which went live on 4 March.

Overall Progress Capital Works and Key Initiatives

Capital Works

Nil

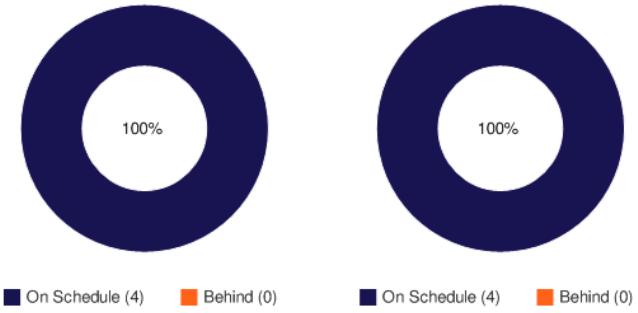

Service Area Programs

Key: On track Completed Not proceeding Will not be delivered by 30 June

Program - Corporate Governance

	Key Initiatives
	Implement the findings of the Better Practice Review undertaken by the Division of Local Government
	Fraud and Corruption Prevention Plan *Scoping work on a Fraud and Corruption Prevention Plan has been completed by internal auditors, Ernst and Young, with recommendations currently being reviewed by staff.* Privacy Management Plan update *A draft Privacy Management Plan has been developed and is being reviewed by staff.* Implementation of the 2014/15 Strategic Internal Audit Plan - Review of Delegations *The review of delegations is underway.* Progress Asset Management Strategy *The Asset Management Strategy was endorsed by Council in August 2012, the action plan is being implemented and tracked by the Strategic Asset Register Group.* Succession Planning Strategies *Due to the Fit for the Future Local Government Reform, Council is now focusing on ensuring all staff are in a strong position to compete for a roles in any future entity following the outcome of the reform.* Specific strategies to improve the representation of women in management positions *The Gender Equity Advisory Team has been established and meets bimonthly to improve gender equity by providing support and leadership development opportunities across the organisation. It has recently acquired a 50/50 Bronze Vision Award.*
	Prepare the Internal Ombudsman's Annual Report

72

The internal ombudsman annual report 2013/14 was presented at the Council meeting of 26 August 2014.

Program - Corporate Planning and Reporting

	Key Initiatives
	Develop a four year rolling Delivery Program and Operational Plan
	The draft Budget 2015/16 and Delivery Program 2015-2019 is currently on exhibition and will be reported back to Council in May
	Respond to the NSW government's local government reform agenda
	Community engagement commenced on options for Warringah to be 'Fit for the Future', in line with consultation required by the NSW Government of all councils. Every Warringah household was mailed a booklet on the options, inviting feedback via the website or submissions. There are also various opportunities to speak with Councillors during March and April at information stalls. Engagement is further promoted on the website, Manly Daily, Peninsula Living and bulk emails via the community engagement database. The options have been discussed with Strategic References Groups and staff. Community engagement closes on 30 April.

Warringah Council Budget review for the quarter ended - 31 March 2015 Consolidated Income and Expenses Budget Review Statement	Original Budget (000's)	Changes Already Approved By Council (000's)	Approved Forecast (000's)	Recommended changes for Council Resolution (000's)	Current Forecast (000's)	Actual YTD (000's)
Income from Continuing Operations						
Rates & Annual Charges	96,520	25	96,546	277	96,822	96,798
User Charges & Fees	45,886	1,734	47,619	570	48,190	36,243
Interest & Investment Revenues	3,325	20	3,345	14	3,359	2,580
Other Revenues	10,144	198	10,342	442	10,784	8,226
Grants & Contributions - Operating Purposes	7,752	140	7,892	(13)	7,878	5,566
Grants & Contributions - Capital Purposes	3,143	4,490	7,634	3,310	10,944	9,363
Gains on Disposal of Assets	298	-	298	(34)	265	216
Total Income from Continuing Operations	167,068	6,607	173,675	4,567	178,242	158,991
Expenses From Continuing Operations						
Employee Benefits & Oncosts	(62,100)	96	(62,004)	573	(61,431)	(46,757)
Borrowing Costs	(1,052)	(24)	(1,075)	(24)	(1,099)	(806)
Materials and Contracts	(60,283)	(1,443)	(61,727)	(207)	(61,933)	(44,521)
Depreciation and Amortisation	(15,721)	19	(15,703)	-	(15,703)	(11,328)
Other Expenses	(20,636)	(53)	(20,689)	(183)	(20,872)	(14,724)
Loss on Disposal of Assets	-	-	-	-	-	-
Share of Interest In Joint Venture	-	-	-	-	-	-
Internal Charges	-	-	-	-	-	-
Overhead Allocation	-	-	-	-	-	-
Total Expenses From Continuing Operations	(159,793)	(1,405)	(161,198)	160	(161,038)	(118,137)
Surplus / (Deficit) from Continuing Operations	7,275	5,202	12,477	4,726	17,204	40,854

74

Warringah Council
Budget review for the quarter ended - 31 Mar 2015
Income and Expenses Budget Review Statement by Service

	Original Budget (000's)	Changes Already Approved By Council (000's)	Approved Forecast (000's)	Recommended changes for Council Resolution (000's)	Current Forecast (000's)	Actual YTD (000's)
Income						
Certification	1,152	(170)	982	-	982	822
Children's Services	9,520	191	9,711	(122)	9,589	7,245
Community & Safety	6,227	515	6,742	(25)	6,717	5,773
Compliance	8,410	-	8,410	140	8,550	6,500
Corporate Support	20,404	2,465	22,869	3,625	26,494	44,445
Cultural Services	1,364	-	1,364	45	1,409	1,132
Development Assessment	5,669	237	5,906	(126)	5,780	4,343
Glen Street Theatre	2,889	-	2,889	-	2,889	2,270
Good Governance	4,132	20	4,152	45	4,197	2,986
Information & Library	6,640	-	6,640	(11)	6,629	5,054
Kimbriki	29,349	1,355	30,704	909	31,613	23,982
Natural Environment	12,291	449	12,740	6	12,745	9,072
Parks, Reserves & Foreshores	12,177	383	12,560	20	12,580	9,545
Roads, Traffic & Waste	39,985	1,250	41,235	108	41,343	30,949
Strategic Planning	4,376	(87)	4,290	(47)	4,243	3,300
Warringah Aquatic Centre	4,561	-	4,561	-	4,561	3,402
Inter Service Eliminations	(2,079)	-	(2,079)	-	(2,079)	(1,830)
Total Income	167,068	6,607	173,675	4,567	178,242	158,991
Expenses						
Certification	(1,152)	-	(1,152)	-	(1,152)	(922)
Children's Services	(9,520)	(191)	(9,711)	122	(9,589)	(7,059)
Community & Safety	(6,227)	41	(6,186)	33	(6,153)	(4,808)
Compliance	(8,410)	60	(8,350)	20	(8,330)	(6,457)
Corporate Support	(16,569)	32	(16,538)	1,204	(15,334)	(10,306)
Cultural Services	(1,364)	(20)	(1,384)	151	(1,233)	(1,055)
Development Assessment	(5,669)	(90)	(5,759)	100	(5,659)	(4,312)
Glen Street Theatre	(2,889)	-	(2,889)	-	(2,889)	(2,233)
Good Governance	(4,132)	-	(4,132)	41	(4,091)	(2,778)
Information & Library	(6,640)	5	(6,635)	(302)	(6,938)	(5,161)
Kimbriki	(25,909)	(693)	(26,601)	(850)	(27,451)	(20,649)
Natural Environment	(12,291)	104	(12,187)	(76)	(12,262)	(8,466)
Parks, Reserves & Foreshores	(12,177)	(66)	(12,243)	(163)	(12,406)	(9,400)
Roads, Traffic & Waste	(39,985)	(512)	(40,497)	(376)	(40,873)	(29,995)
Strategic Planning	(4,376)	(75)	(4,452)	241	(4,210)	(3,022)
Warringah Aquatic Centre	(4,561)	-	(4,561)	15	(4,546)	(3,339)
Inter Service Eliminations	2,079	-	2,079	-	2,079	1,825
Total Expenses	(159,793)	(1,405)	(161,198)	160	(161,038)	(118,137)
Surplus / (Deficit) from Continuing Operations	**7,275**	**5,202**	**12,477**	**4,726**	**17,204**	**40,854**

Warringah Council
Budget review for the quarter ended - 31 Mar 2015
Capital Budget Statement

	Original Budget (000's)	Changes Approved By Council (000's)	Approved Forecast (000's)	Recommended changes for Council Resolution (000's)	Current Forecast (000's)	Actual YTD (000's)
Capital Funding						
Rates & Other Untied Funding						
Rates & Other Untied Funding	-	-	-	-	-	-
Working Capital	3,606	179	3,785	15	3,801	2,849
Depreciation	17,119	323	17,441	440	17,881	11,939
Capital Grants & Contributions	1,593	2,040	3,634	(17)	3,616	2,567
External Restrictions						
- S94	10,641	(3,471)	7,170	(26)	7,144	2,690
- S94A	2,843	575	3,419	(379)	3,040	2,535
Internal Restrictions						
- Loan	2,565	(2,565)	-	-	-	-
- Other	-	1,020	1,020	-	1,020	1,020
Income from Sale of Assets						
- plant and equipment	1,948	384	2,332	-	2,332	1,685
- land and buildings	-	-	-	-	-	-
Other	-	-	-	-	-	-
Total Capital Funding	40,316	(1,515)	38,801	33	38,833	25,285
Capital Expenditure						
Plant & Equipment	4,916	1,396	6,312	(203)	6,109	2,995
Office Equipment	785	(130)	655	(92)	563	348
Furniture & fittings	-	-	-	-	-	-
Operational Land	-	-	-	-	-	-
Community Land	-	2,000	2,000	-	2,000	2,000
Land improvements	1,662	1,145	2,807	944	3,751	1,535
Buildings	15,538	(5,556)	9,982	(331)	9,651	4,643
Other Structures	5,337	1,292	6,629	(219)	6,410	5,902
Roads, Bridges & Footpaths	7,019	(966)	6,053	(73)	5,980	4,780
Stormwater Drainage	4,582	(698)	3,884	-	3,884	2,716
Library Books	477	-	477	8	485	365
Other Assets	-	-	-	-	-	-
Total Capital Expenditure	40,316	(1,515)	38,801	33	38,833	25,285

Warringah Council

Budget review for the quarter ended - 31 March 2015

Cash & Investments

	ORIGINAL Budget (000's)	Changes Already Approved By Council (000's)	APPROVED Forecast (000's)	Recommended changes for Council Resolution (000's)	CURRENT Forecast (000's)	ACTUAL YTD (000's)
Total Cash and Investments	76,723	1,965	78,688	(405)	78,283	89,204
represented by:						
Externally restricted						
Developer Contributions	11,929	1,340	10,588	(405)	10,183	24,491
Specific Purpose Unexpended Grants	19	-	19	-	19	363
Domestic Waste Management	6,542	-	6,542	-	6,542	5,217
Total Externally Restricted	18,489	1,340	17,149	(405)	16,744	30,071
Internally Restricted						
Deposits, Retentions & Bonds	3,000	-	3,000	-	3,000	4,450
Employee Leave Entitlement	2,355	-	2,355	-	2,355	2,578
Insurance Reserve	1,419	-	1,419	-	1,419	630
Compulsory Open Space Acquisition Reserve	625	625	-	-	-	-
Other	2,900	-	2,900	-	2,900	266
Total Internally Restricted	10,299	625	9,674	-	9,674	7,924
Total Restricted Cash	28,788	1,965	26,823	(405)	26,418	37,995
Total Unrestricted/ Available Cash	47,935	-	51,865	-	51,865	51,209

77

WARRINGAH COUNCIL

FINANCIAL PERFORMANCE INDICATORS

CASH / LIQUIDITY POSITION

Indicator # 1 - Cash / Liquidity Position - after accounting for external reserves

Indicator Title: Unrestricted Current Ratio

Indicator Definition:

$$\frac{\text{Current Assets less Externally Restricted Current Assets}}{\text{Current Liabilities less Specific Purpose Current Liabilities}}$$

Indicator / Local Government Benchmark:

Greater than 2:1
Between 1:1 and 2:1
Less than 1:1
Successive years > 10:1

Actual 30 June 2014	Actual 31 Mar 2015	Budget 30 June 2015
3.57	5.14	3.36

Commentary:

Council's liquidity is more than satisfactory. Council can easily pay its debts as they fall due. The high ratio at the end of the third quarter reflects the rates and annual charges having been raised for the full financial year.

OPERATING RESULT

Indicator # 2 - Operating Result - using trend analysis

Indicator Title: **Result from Continuing Operations before Capital Grants & Contributions**

Indicator Definition: Result from ordinary operations before the receipt of Capital Grants and Contributions ie. Operating Result after depreciation

Indicator / Local Government Benchmark:

Three (3) years of successive surpluses
Surplus
Deficit

Actual 30 June 2014 $'000	Actual 31 Mar 2015	Budget 30 June 2015 $'000
6,590	11,106	4,132

Commentary:

Council is forecasting a surplus from Continuing Operations before Capital Grants & Contributions for the year ending 30 June 2015.

ASSET RENEWAL EXPENDITURE

Indicator # 3 - Asset Renewal Expenditure

Indicator Title: **Asset Renewal Ratio**

Indicator Definition: Capital Renewal Capacity - amount of funds spent on renewing assets (as opposed to maintaining them) = Capital Expenditure on Existing Assets/Annual Depreciation

Indicator / Local Government Benchmark:

1 to 1
Less than 1:1

Actual 30 June 2014 $'000	Actual 31 Mar 2015	Budget 30 June 2015
1.09	1.35	1.45

Commentary:

At the end of the third quarter Council will achieve a positive Asset Renewal Ratio for the full financial year.

Warringah Council

Budget review for the quarter ended - 31 March 2015

Budget Review Contracts

Contractor	Contract detail & purpose	Contract value	Commencement date	Duration of contract	Budgeted (Y/N)
Jacobs Group (Australia) Pty Ltd	Assessment of Landfill Gas Migration, Abbott Road, Curl Curl	$102,500	10/02/2015	10/02/2016	Y
Energy Australia	Contestable Energy & Street Lighting	$609,000	01/01/2015	31/12/2017	Y
Prime Constructions Pty Ltd	Dee Why Community Facility and Car Park	$20,471,654	19/01/2015	30/06/2016	Y
Sunbather NSW	Design, Installation and Maintenance - Heat Pumps - Warringah	$215,949	08/01/2015	10/04/2015	Y
Green Horticultural Group	Forestville Rugby Field Reconstruction	$196,267	19/01/2015	01/04/2015	Y
Musco Lighting Australia Pty Ltd	Harbord Park Sports Lighting	$180,000	10/02/2015	30/04/2015	Y
Rider Lovett Bucknall NSW Pty Ltd	Multipurpose Community Facility and Car Park at Dee Why	$51,200	23/01/2015	30/06/2016	Y
Cardno (NSW) Pty Ltd	Narrabeen Lagoon Floodplain Risk Management Study and Plan	$232,885	15/01/2015	01/12/2015	Y
Landscape Solutions Australia Pty Ltd	Supply and installation of timber substructure, decking	$302,186	25/02/2015	31/05/2015	Y
RPS Australia East Pty Ltd	Warringah Heritage Advisory Panel	$150,000	22/01/2015	30/11/2017	Y
Australian Museum Business Services			22/01/2015	30/11/2017	Y
Sue Rosen & Associates			22/01/2015	30/11/2017	Y
Musecape Pty Ltd			22/01/2015	30/11/2017	Y
City Plan Heritage Pty Ltd			22/01/2015	30/11/2017	Y
Landarc Pty Ltd			22/01/2015	30/11/2017	Y
Kate Higgins Heritage Consultant			22/01/2015	30/11/2017	Y
GML Heritage Pty Ltd			22/01/2015	30/11/2017	Y

Warringah Council		
Review for the Quarter Ended - 31 March 2015		
Consultancy and Legal Expenses		
Expense	Expenditure YTD $	Budgeted (Y/N)
Consultancies	108,467	Y
Legal Fees	314,356	Y

DRAFT DEVELOPMENT
CONTRIBUTIONS PLAN 2015
WARRINGAH.NSW.GOV.AU
WARRINGAH
COUNCIL

1

Contents

PART 1: Introduction 3
PART 2: Administration and Operation 5
PART 3: Summary Schedule 13
Summary schedule for s94A Contributions Plan 13
PART 4: Expected Development and Demand for Public Facilities 14
Metropolitan Strategies 14
Employment Growth 15
Rationale for Development Levy 15
PART 5: Section 94A Schedule of Works 17
PART 6: Section 94 Schedule of Works 18
PART 7: References 19
Dictionary 20
APPENDIX A: Applicable Direction under section 94E of the Act 21
APPENDIX B: Procedure for determination of an S94A levy 23
APPENDIX C: Sample Cost Summary Report 24
APPENDIX D: Location of Section 94A Funded Work 25
APPENDIX E: Location of Section 94 Funded Work 27

PART 1: Introduction

What is Development Contributions Plan?

Under Section 94A (s94A) of the *Environmental Planning and Assessment Act 1979* (the Act), Council may levy a flat rate contribution towards, or recoup the capital cost of providing or extending facilities, infrastructure and services necessary to meet the increased demand created by new development in its area.

s94A of the Act provides as follows:

> ***94A Fixed Development Application Consent levies***
>
> *(1) A consent authority may impose, as a condition of Development Application Consent, a requirement that the applicant pay a levy of the percentage, authorised by a contributions plan, of the proposed cost of carrying out the development.*
>
> *(2) A consent authority cannot impose as a condition of the same Development Application Consent a condition under this section as well as a condition under section 94.*
>
> *(2A) A consent authority cannot impose a condition under this section in relation to development on land within a special contributions area without the approval of:*
>
> *(a) the Minister, or*
>
> *(b) a development corporation designated by the Minister to give approvals under this subsection.*
>
> *(3) Money required to be paid by a condition imposed under this section is to be applied towards the provision, extension or augmentation of public amenities or public services (or towards recouping the cost of their provision, extension or augmentation). The application of the money is subject to any relevant provisions of the contributions plan.*
>
> *(4) A condition imposed under this section is not invalid by reason only that there is no connection between the development the subject of the Development Application Consent and the object of expenditure of any money required to be paid by the condition.*
>
> *(5) The regulations may make provision for or with respect to levies under this section, including:*
>
> *(a) the means by which the proposed cost of carrying out development is to be estimated or determined, and*
>
> *(b) the maximum percentage of a levy.*

The *Warringah Development Contributions Plan 2015* (the Plan) is the mechanism by which the entitlements under s94A of the Act are implemented and accounted for by Council. The Plan also includes a Works Program (Part 5) outlining when and where the new works will be provided.

The Plan is implemented through the development process by attaching conditions to any Development Application Consents or Complying Development Certificates that meets the requirements of this Plan.

Warringah Council has levied contributions for a range of facilities and services under previous Section 94 Development Contributions Plans. The preparation of this Plan provides the opportunity to implement a new, simplified development contributions structure that will improve the efficiency and flexibility of community facility provision, in a manner that best meets the needs of the population for which the contribution was levied.

PART 2: Administration and Operation

1 What is the name of this Plan?

This development contributions plan is called *Warringah Development Contributions Plan 2015*.

2 What is the purpose of the Plan?

The primary purposes of the Plan are:

(1) To authorise, as a condition of Development Application Consent upon effected Development Applications and Complying Development Certificates, the imposition of a contribution pursuant to s94A of the Act

(2) To assist the Council to provide the appropriate public facilities which are required to maintain and enhance amenity and service delivery within the area

(3) To publicly identify the purposes for which the levies are required

(4) To include a revised Section 94 (s94) Works Program which will enable the expenditure of Council's existing s94 reserves.

3 When does this Plan commence?

1 July 2015.

4 What plans does this Plan repeal?

This Plan repeals *Warringah S94A Development Contributions Plan 2014* adopted by Council on 24 June 2014 and in operation on 1 July 2014.

All remaining funds collected under the *Warringah Section 94 Development Contributions Plan 2001* are to be applied toward completing the Works Program in *Warringah Section 94 Development Contributions Plan 2001* in accordance with the revised Section 94 Works Schedule included within Part 6 of this Plan. Upon full completion of the Section 94 Works Program, any remaining funds are to be pooled into the development contributions reserve established as part of this Plan (clause 16) and used upon works listed in Part 5.

5 Land to which this Plan applies

This Plan applies to all land within the local government area of Warringah.

6 Development to which this Plan applies

This Plan applies to all applications for Development Application Consent and Complying Development Certificates proposing works whose total development cost is $100,001 or greater.

The 'total development cost' is determined having accounted for each of the contributing cost factors set out within clause 25J of the *Environmental Planning & Assessment Regulation 2000* (the Regulation). It is provided to Council through the full and accurate completion (to the satisfaction of Council) of the Cost Summary Sheet lodged with the Development Application or Complying Development Certificate Application.

Development that satisfies any one (or more) of the following criteria are exempt from this Plan and from payment of the s94A levy:

(1) Development Applications and complying Development Applications whose total development cost is less than $100,001

(2) Applications lodged under Section 96 of the *EP&A Act 1979* to modify condition/s of an existing consent

(3) Development Applications and Complying Development Certificate Applications for public purposes as proposed by:

   a) Council, that involve the use of land classified as Community or Operational under the *Local Government Act 1993* or as Crown Land under the *Crown Lands Act 1989*
   b) Non-profit organisations, as defined by the Australian Taxation Office, on behalf of, or in partnership with Council
   c) Government agencies
   d) Public utility providers.

Development which complies with the Ministerial Direction under s94E dated 10th November 2006 and includes development:

(1) For the purpose of disabled access

(2) For the sole purpose of affordable housing

(3) For the purpose of reducing the consumption of mains-supplied potable water, or reducing the energy consumption of a building

(4) For the sole purpose of the adaptive reuse of an item of environmental heritage

(5) Other than the subdivision of land, where a condition under section 94 of the Act has been imposed under a previous Development Application Consent relating to the subdivision of the land on which the development is proposed to be carried out.

To avoid any doubt with regard to item (5) above, the then Department of Infrastructure, Planning and Natural Resources' *Development contributions Practice*

notes (2005), provides that 'the Section 94E direction prohibits the use of Section 94A in respect of development that has been the subject of a condition under Section 94 under a previous Development Application Consent relating to the subdivision of the land on which the development is to be carried out.'

7 How is the total development cost determined?

Clause 25J of the Regulation sets out how to determine the total cost of development:

25J Section 94A levy—determination of proposed cost of development

(1) The proposed cost of carrying out development is to be determined by the consent authority, for the purpose of a section 94A levy, by adding up all the costs and expenses that have been or are to be incurred by the applicant in carrying out the development, including the following:

(a) if the development involves the erection of a building, or the carrying out of engineering or construction work—the costs of or incidental to erecting the building, or carrying out the work, including the costs (if any) of and incidental to demolition, excavation and site preparation, decontamination or remediation,

(b) if the development involves a change of use of land—the costs of or incidental to doing anything necessary to enable the use of the land to be changed,

(c) if the development involves the subdivision of land—the costs of or incidental to preparing, executing and registering the plan of subdivision and any related covenants, easements or other rights.

(2) For the purpose of determining the proposed cost of carrying out development, a consent authority may have regard to an estimate of the proposed cost of carrying out the development prepared by a person, or a person of a class, approved by the consent authority to provide such estimates.

(3) The following costs and expenses are not to be included in any estimate or determination of the proposed cost of carrying out development:

(a) the cost of the land on which the development is to be carried out,

(b) the costs of any repairs to any building or works on the land that are to be retained in connection with the development,

(c) the costs associated with marketing or financing the development (including interest on any loans),

(d) the costs associated with legal work carried out or to be carried out in connection with the development,

(e) project management costs associated with the development,

(f) the cost of building insurance in respect of the development,

(g) the costs of fittings and furnishings, including any refitting or refurbishing, associated with the development (except where the development involves an enlargement, expansion or intensification of a current use of land),

(h) the costs of commercial stock inventory,

(i) any taxes, levies or charges (other than GST) paid or payable in connection with the development by or under any law,

(j) the costs of enabling access by disabled persons in respect of the development,

(k) the costs of energy and water efficiency measures associated with the development,

(l) the cost of any development that is provided as affordable housing,

(m) the costs of any development that is the adaptive reuse of a heritage item.

8 Cost summary reports must accompany Development Applications or applications for Complying Development Certificates

A Development Application or application for a Complying Development Certificate is to be accompanied by a Cost Summary Report that addresses the matters set out in clause 25J of the Regulation.

For development with a total cost of $100,001 or greater, a Cost Summary Report (addressing the matters contained in Appendix B) is to be completed and certified by a person who is considered to be suitably qualified in the opinion of Council.

Council may request the provision of an independent Cost Summary Report (addressing the matters contained within Appendix B) that is certified by a registered quantity surveyor for larger developments or where a major discrepancy in a Cost Summary Report is detected.

9 Construction Development Certificates and the obligations of Accredited Certifiers

In accordance with clause 94EC (1) (a) of the Act, this plan specifies that Accredited Certifiers must, if a complying development certificate issued, impose a condition under section 94A. The condition is to be determined as described in clause 11 of this plan.

10 Construction Certificates and the obligation of Accredited Certifiers

In accordance with clause 146 of the Regulation, a Certifying Authority must not issue a Construction Certificate for building work or subdivision work under a Development Application Consent unless it has verified that each condition requiring the payment of levies has been satisfied.

In particular, the Accredited Certifier must ensure that the applicant provides a receipt(s) confirming that levies have been fully paid and copies of such receipts must be included with copies of the certified plans provided to the council in accordance with clause 142(2) of the Regulation. Failure to follow this procedure may render such a certificate invalid.

The only exceptions to the requirement are where Council has agreed to works in kind, material public benefit or dedication of land as alternatives to payment of the s94A levy. In such cases, Council will issue a letter confirming that an alternative payment method has been agreed with the applicant.

11 How will the levy be calculated?

The levy will be determined on the basis of the rate as set out in the Summary Schedule, contained within Part 2 of this Plan. The levy will be calculated as follows:

Levy payable (O) = C x D

Where:
C = the levy rate applicable
D = the proposed cost of carrying out the development

The proposed cost of carrying out the development will be determined in accordance with clause 25J of the Regulation. The procedures set out in Appendix B to this Plan must be followed to enable the council to determine the amount of the levy to be paid.

Council may review the valuation of works and may seek the services of an independent person to verify the costs. In these cases, all costs associated with obtaining such advice will be at the expense of the applicant and no Construction Certificate will be issued until such time that the levy has been paid.

12 When is the levy payable?

A levy must be paid to Council at the time specified in the condition that imposes the levy. If no such time is specified, the levy must be paid prior to the issue of a Subdivision Certificate, Construction Certificate or Complying Development Certificate.

13 How will the levy be adjusted?

Contributions required as a condition of consent under the provisions of this plan will be adjusted at the time of payment of the contribution in accordance with the following formula:

Contribution at time of payment = **O** + **A**

Where:

O = the original contribution as set out in the consent

A = is the adjustment amount which is = $\$C_O \times \frac{\text{(Current CPI - Base CPI)}}{\text{Base CPI}}$

Where:

Current CPI: the Consumer Price Index for 'Sydney – All Groups' as published by the Australian Bureau of Statistics available at the time of review of the contribution rate, and

Base CPI: the Consumer Price Index for 'Sydney – All Groups' as published by the Australian Bureau of Statistics at the date of adoption of this plan.

Note: In the event that the Current CPI for Sydney is less than that for the previous quarter, the Current CPI for Sydney shall be taken as not less than the previous.

14 Can deferred or periodic payments be made?

Council does not permit deferred or periodic payments of the s94A levy under this Plan.

15 How are credits for existing development addressed in this Plan?

No credits or levy discounts of any kind are issued for either existing development or prior approvals.

16 Are there alternatives to the payment of the s94A levy?

An applicant may only elect to forgo to the payment of monetary contributions upon effected development through the following means:

(1) By Council accepting an offer by an applicant to satisfy the contribution by carrying out works in kind, but only where the facility is identified in the works program and it is constructed by the developer to Council's standards and then transferred to Council. In these circumstances, Council will only transfer paid contributions on receipt of invoices not exceeding the amount already collected or committed by the fund

(2) By both Council and the applicant entering into a written planning agreement in accordance with Section 93F of the Act, whose terms and conditions are voluntarily agreed to and signed by both parties. The agreement:

a) may be for the payment of a monetary contribution, the dedication of land free of cost, any other public benefit, or any combination of these, to be used for or applied toward a public purpose (as defined in the Dictionary of this Plan)

b) is not invalid by reason only that there is no connection between the development and the works or expenditure of any money it proposes.

Applicants proposing to enter into a Planning Agreement should enquire with Council with regard to the relevant procedures prior to the lodgement of their Development Application.

17 Pooling of levies

This plan expressly authorises s94A levies paid for different purposes to be pooled and applied progressively for the delivery of the community facilities and infrastructure listed in the Schedule of Works in Part 5 of this Plan. The priorities for the expenditure of the levies are shown in this Schedule of Works.

18 How will Council use collected contributions?

Council is to use the funds collected under this Plan toward meeting the cost of providing the community facilities listed in the Schedule of Works of this Plan (Part 5). Subject to s93E(2) of the Act and Clause 15 of this Plan, the community facilities listed in Part 5 are to be provided in accordance with the staging set out within Part 5.

A proportion of all funds collected (0.05%) will be pooled in a separate Council account for use toward ongoing forward planning and administration of development contribution funds. Funds collected in this account will be used to:

(1) Periodically engage consultants to undertake forward planning studies informing the use of development contributions

(2) To fund the full time employment of Council's Senior Strategic Planner (S94)

(3) To fund 30% of the costs of a Management Accounting position within Council.

19 In what circumstances are s94A levies to be refunded?

Levies collected from a developer under this Plan will only be refunded upon the formal surrender or lapsing of the relevant Development Application Consent to which the contribution was applied.

20 Is a contributions register kept?

Council maintains a register of all developer contributions collected and the details of all Voluntary Planning Agreements enacted through a condition of Development Application Consent. The Contributions Register can be inspected at Council's offices and contains the following information:

(1) Each Development Application Consent which levied contributions for facilities

(2) The address to which the Development Application Consent was issued, date when contributions are received and the amount

(3) A detailed account of the monetary contribution, land dedication or other material public benefit negotiated and signed off through any Voluntary Planning Agreement, including a full copy of the agreement.

21 Plan will be subject to annual review

Council is to undertake an annual review of the works included in the Schedule of Works within Part 5 of this Plan, including the maintenance of a record of completed works and the introduction of new community facilities into the Schedule in place of those completed.

PART 3: Summary Schedule

The Schedule of Works contained in Part 5 of the Plan identifies the public facilities for which a s94A levy will be required.

Levies paid to Council (in accordance with the rates set out in the Summary Schedule below) will be applied towards meeting the cost of provision or augmentation of these public facilities in the identified financial years.

Summary schedule for s94A Contributions Plan

Type of Development	Levy
All Development Applications and applications for Complying Development Certificates whose total costs amount to less than $100,001	Nil
All Development Applications and applications for Complying Development Certificates with a total cost from $100,001 - $200,000 (excluding exempt development, Section 96 (s96) applications to modify Development Application Consent and Development Applications proposed by Council)	0.5 percent
All Development Applications and applications for Complying Development Certificates with a total cost exceeding $200,000 (excluding exempt development, s96 applications to modify Development Application Consent and Development Applications proposed by Council)	1.0 percent

Conditions authorised by this Plan are subject to any direction given by the Minister under Section 94E (s94E) of the Act.

Funds collected under this Plan will be allocated toward the delivery of $1.7 million worth of projects in the 2015/16 financial year. A full list of projects to be funded has been included in Part 5 of this Plan.

Any relevant Ministerial direction under s94E of the Act which has been made and is in force from time to time is included in the Attachment to this Plan. Refer to Appendix A of this Plan for the content of relevant Ministerial directions.

PART 4: Expected Development and Demand for Public Facilities

Residential population growth and employment generation from new industrial, commercial and retail developments will increase demand on Council's existing public amenities and facilities. To ensure that the community's enjoyment of public facilities is not diminished by population growth Council must augment its existing facilities, and where possible, provide new facilities to accommodate the additional demand.

Population Growth in Warringah

Warringah has experienced a steady growth rate of over 1% between 2006 and 2011 (the most recent Census years). This growth rate has placed a continuous demand on Warringah Council to provide infrastructure for the growing population. The growth can be summarised as:

- Estimated Residential Population (ERP) of Warringah increased from 139,163 to 147,611, representing a population increase of 8,448 or 6.1%. This equates to an annual growth rate of approximately 1.2% representing a significant increase in residential population growth
- Population growth within Warringah is closely aligned to the Sydney Statistical Division which experienced a population increase of approximately 6.6% or 1.3% per year
- Approximately 2200 additional dwellings have been approved. This equates to an average of 440 new dwellings per annum.

This growth is forecast to continue into the future. Between 2011 and 2021, it is estimated that the following changes will take place:

- Population increase of 11,324 or 0.7% annual growth rate.
- Additional 4550 dwellings or 455 per annum.

Beyond 2021, a steady population growth rate of approximately 1100 people per year is expected. Combined with a falling household size (less people living in each dwelling), it is expected that more dwellings will be required to keep up with demand. This will likely increase density in established centres.

Metropolitan Strategies

Growth strategy across the Sydney Metropolitan Area is developed by the NSW Department of Planning and Infrastructure. Over the past decade, three metropolitan strategies have been produced by the Department. These strategies have outlined growth expectations across the Metropolitan Area, providing growth guidelines for councils and the public. The strategies have demonstrated an expectation that dwelling growth will exceed that of the natural growth that is forecasted to take place.

The *Sydney Metropolitan Strategy* (2005) set the North East Subregion (comprising the Warringah, Pittwater and Manly local government areas) a target of 17,300 new dwellings from 2006 to 2031.

The more localised component of that strategy, the draft *North East Subregional Strategy* (2007), set Warringah's share of this dwelling target at 10,300 new dwellings, or 412 per year.

The *Metropolitan Plan for Sydney to 2036* (2010) is the five year update to the *Sydney Metropolitan Strategy*. This document updated all subregional housing and employment targets within the Sydney Region. The housing target for the North East Subregion was increased to 29,000 between 2006 and 2036. The plan does not apportion dwelling targets to local government areas within the subregion.

A Plan For Growing Sydney (2014) was released in December 2014. This strategy classified Warringah as part of the North subregion. This has been expanded to include Hornsby, Hunters Hill, Ku-ring-gai, Lane Cove, Manly, Mosman, North Sydney, Pittwater, Ryde, Warringah and Willoughby. The strategy does not apportion dwelling or employment targets to the subregion. These are expected to be included in a sub-regional plans released during the 2015/16 financial year.

While the 2014 strategy has not apportioned dwellings at the LGA level, it has shown an expectation across the Sydney Metropolitan Area that more dwellings will be delivered. Assuming the same apportionment rate from the 2007 Subregional Strategy is applied to the 2014 strategy, Warringah will be expected to deliver approximately 10,700 dwellings between 2014 and 2031. This is an increase to 630 per year, compared to the 412 target of the 2005 strategy.

Employment Growth

Non-residential development will create demand for the provision or upgrading of roads and traffic management facilities and civic improvements. Understanding the anticipated employment growth and location of growth centres enables Council to target those improvements effectively.

Warringah Employment Study 2013 was prepared to identify the economic, social and environmental trends which will influence employment growth within the region. It identifies key strategies and principles to better enable the region to accommodate employment growth to 2031.

The employment study has identified that within Warringah, demand for employment in the retail, commercial and industrial sectors will continue to grow in the future. Demand for floorspace within these sectors is forecast to increase by 446,585 square metres and between 2011 and 2036, along with 12,553 jobs. This growth is anticipated to be focused in the main employment lands within Warringah of located in Dee Why, Frenchs Forest, Brookvale, Forestville, and Austlink Business Park.

Rationale for Development Levy

As an established LGA, Warringah does not currently have any identified land release areas. State Government and Council strategic land use policies place significant restrictions on additional

subdivision and development on the fringes of Warringah's urban areas and focuses development within existing centres. As such, the emphasis of development contribution expenditure in Warringah will increasingly take the form of upgrades and augmentations to existing community facilities, as opposed to new land dedications and facilities required to service 'new' residential areas.

There are a number of factors that have traditionally influenced the ability of Council to deliver community facilities in a manner that matches demand using a traditional s94 approach:

(1) Difficulties defining and maintaining the nexus between who contributes toward the cost of developing community facilities and who the users of the facilities are. The ability to apportion the costs of new community facilities strictly to new populations is increasingly difficult in highly urbanised local government areas such as Warringah. The users of community facilities are increasingly willing to travel to any part of Warringah to access community services, placing an undue burden on specific development to contribute toward their provision

(2) Low apportionments under a traditional s94 model. The proportion of works funded by development contributions can only match the proportion of new population into this area. Accordingly, new populations moving into established urban areas cannot be expected to fund the entire cost of these upgraded or augmented facilities that are enjoyed by the entire community. Employing this approach again through a new Development Contributions Plan will not enable Council to collect the funds required to deliver community facilities at a rate that matches demand

These problems are overcome through the adoption of a levy which is based on a fixed percentage of the total cost of development. Funds collected under this system are pooled into a single reserve and are used to fund the provision of new public facilities and services in locations where Council has identified demand, through the ongoing residential and non-residential growth. This demand has led to the inclusion of specific projects within the Schedule of Works in the Plan.

With the majority of development types proposed in Warringah requiring Development Application Consent, including some of the most minor forms of residential development, there is justification for the application of a 'development value threshold' which would exempt these smaller developments from the fee being levied. The intent of a 'contribution free' threshold is to relieve smaller developments with negligible impact on the demand for additional community facilities from having to pay the levy. The contributions free threshold is set at $100,000, in-line with Clause 25K of the Regulation.

PART 5: Section 94A Schedule of Works

This Part lists the works to be funded by contributions collected under the provisions of this plan. It has been compiled based upon Council's Community Strategic Plan, Plans of Management and an analysis of asset requirements throughout Warringah. The works are to be completed using funds collected under this Plan. Projects within this Schedule have been assessed by Council's as being a high priority on the basis of community need, safety and risk to Council.

This Schedule of Works is to be progressively updated to reflect the completion of the listed works and to add new projects as the Schedule nears completion. Where applicable, the location of these projects has been mapped at Appendix D.

Project No	Name	Suburb	2015/2016 S.94A Allocation	Estimated Total Project Cost	Estimated Completion
BN5845	St Matthews Farm Reserve, Cromer – Skate Park Design	Cromer	$47,000	$47,000	2015/16
BN5881	Sports Capital Assistance Program	Multiple	$233,000	$433,000	2016/17
BN6022	Footpath Program – New Works	Multiple	$450,000	$800,000	Ongoing
BN6027	Bike Plan Implementation Program	Multiple	$100,000	$200,000	Ongoing
BN6039	Berry Reserve and Jamieson Park Upgrades	Narrabeen	$120,000	$240,000	2016/17
BN6061	Dee Why Town Centre – Design of New Traffic Facilities and Streetscape	Dee Why	$359,678	$690,000	2015/16
BN6225	Traffic Works Program	Multiple	$200,000	$400,000	Ongoing
BN6433	Birdwood Park, Narrabeen – New Works	Narrabeen	$100,000	$200,000	2016/17
BN6548	Griffith Park, Collaroy – New Irrigation Works	Narrabeen	$50,000	$50,000	2015/16
BN6553	New Library Technology	Multiple	$65,000	$65,000	2015/16
BN6031	King Street, Manly Vale – Traffic Calming*	Traffic	$0	$59,000*	TBD

Notes: Estimated Total Project Costs column includes 94A and other sources of funding.
* Currently on hold, pending approval for commencement of works.

PART 6: Section 94 Schedule of Works

This Part lists the works to be funded by existing Section 94 contributions collected under the Section 94 Development Contributions Plan 2001.

The projects listed within the Section 94 Schedule of Works, and the allocation of funds for these projects, reflect the intent under which the funds were originally collected.

The location of each project has been mapped in Appendix E. However please note that these maps are only indicative and are subject to more specific detailed plans.

Project No	Name	Suburb	2015/2016 S.94 Allocation	Reserve	Estimated Total Project Cost	Estimated Completion
BN5800	Dee Why Town Centre Parking and Community Facility	Dee Why	$2,155,793	E10 – Dee Why Parking E5 – Community Centre Dee Why	$25,000,000	2015/16
BN5856	Walter Gors Reserve New Works and Dee Why Parade Shared Walk	Dee Why	$1,562,252	E7 – Open Space for Dee Why Town Centre and Surrounds	$7,000,000	2016/17
BN5908	Pittwater Road, Dee Why – Widening and Signal Adjustment Works	Dee Why	$447,975	E7 – Open Space for Dee Why Town Centre and Surrounds	$800,000	2016/17
BN6061	Dee Why Town Centre – Design of New Traffic Facilities and Streetscape	Dee Why	$330,000	E7 – Open Space for Dee Why Town Centre and Surrounds E8 – Road and Traffic Management	$690,000	2015/16
BN6062	St David's Reserve, Dee Why – Bus Interchange and Reserve Works	Dee Why	$0	E7 – Open Space for Dee Why Town Centre and Surrounds	$1,020,000	2017/18
BN6429	Dee Why Town Centre – Streetscape Improvement Works	Dee Why	$0	E7 – Open Space for Dee Why Town Centre and Surrounds E8 – Road and Traffic Management	$12,100,000	2017/18
BN6430	Dee Why Town Centre – Construction of New Traffic Facilities	Dee Why	$0	E7 – Open Space for Dee Why Town Centre and Surrounds E8 – Road and Traffic Management	$430,000	2017/18

Notes: Estimated Total Project Costs column includes 94 and other sources of funding.

PART 7: References

This Plan has been compiled with reference to the guidelines provided from the following key documents:

- *Department of Infrastructure Planning and Natural Resources, Development Contributions – Practice Note, 2005*
- *Department of Planning, Draft Local Development Contribution Guideline, November 2009*
- *Department of Planning, Metropolitan Plan for Sydney, 2036*
- *Department of Planning, Metropolitan Strategy for Sydney, 'City of Cities – A Plan for Sydney's Future' 2005*
- *Department of Planning, Draft North East Subregional Strategy 2007*
- *Department of Planning and Infrastructure, Draft Metropolitan Strategy for Sydney to 2031, March 2013*
- *ID Consulting, Warringah Council Community Profile, 2013*
- *SHOROC Regional Employment Study, March 2008*
- *Warringah Council, Warringah Local Environmental Plan 2011*
- *Warringah Council, Draft Warringah Community Strategic Plan 2013*
- *Warringah Council, Warringah Council Section 94 Development Contributions Plan 2001*
- *Warringah Council, Warringah Section 94A Development Contributions Plan 2012*
- *Warringah Council, Warringah Section 94A Development Contributions Plan 2013*
- *Warringah Council, Warringah Section 94A Development Contributions Plan 2014*
- *Warringah Council, Warringah Local Environmental Plan 2000*
- *Warringah Bike Plan 2010*
- *Warringah Pedestrian Access and Mobility Plan 2011*
- *Warringah Playground Strategy 2007*